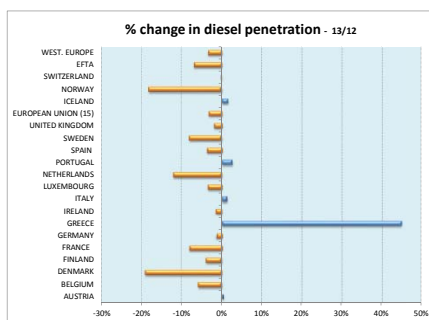
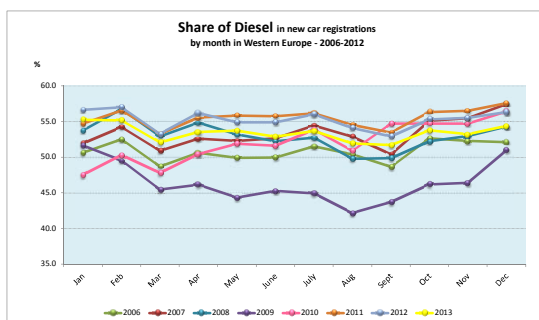
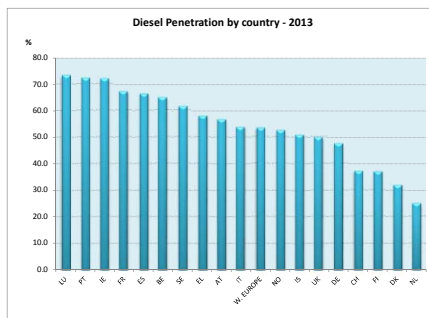
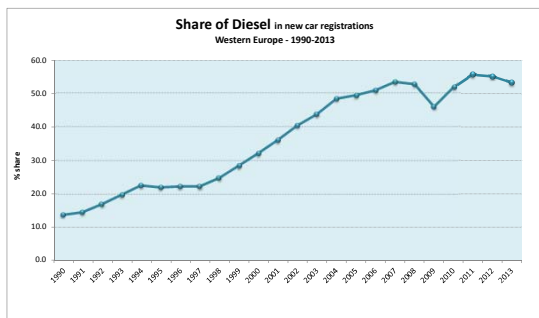


New Passenger Car Registrations - Breakdown by Specification Share of Diesel

Diesel (%)	1990	1991	1992	1993	1994	1995	1996	1997	1998	1999	2000	2001	2002	2003	2004	2005	2006	2007	2008	2009	2010	2011	2012	2013	
AUSTRIA	25.7	22.1	26.2	31.6	39.9	42.8	49.4	53.3	64.5	57.4	61.9	65.7	69.6	71.5	70.7	64.7	62.1	59.0	54.6	45.7	50.7	54.6	56.4	56.7	
BELGIUM	32.7	30.8	31.8	36.9	42.4	46.8	45.7	49.8	52.2	54.3	56.3	62.6	64.3	68.2	70.0	72.6	74.5	77.0	79.0	75.3	75.9	75.3	68.8	64.8	
DENMARK	4.1	2.6	2.4	2.2	2.7	2.9	2.9	3.0	4.7	9.4	13.2	17.8	20.2	22.7	24.0	23.8	26.3	38.4	49.0	44.1	45.7	46.7	39.5	32.0	
FINLAND	5.2	4.9	5.0	7.8	5.6	6.7	13.5	14.8	15.3	15.7	16.6	15.6	15.2	15.5	17.0	20.2	28.4	49.6	46.2	41.5	42.0	38.2	36.8	36.8	
FRANCE	33.0	38.4	39.0	45.5	47.6	46.5	39.2	41.8	40.7	44.1	49.0	56.2	63.2	67.4	69.2	69.1	71.4	73.9	77.3	70.4	70.8	72.4	72.9	67.0	
GERMANY	9.8	11.8	14.8	14.6	16.8	14.5	15.0	14.9	17.6	22.4	30.3	34.5	37.8	39.9	44.0	42.0	44.2	47.8	44.1	30.7	41.9	47.1	48.1	47.4	
GREECE										0.7	0.7	0.8	0.9	1.5	2.9	1.6	2.1	2.9	3.6		3.3	4.0	10.0	40.0	57.9
IRELAND	13.6	15.5	14.2	15.6	16.7	15.9	13.3	11.3	12.8	10.9	10.1	12.9	16.4	17.2	18.3	21.5	24.4	27.1	33.5	52.2	62.2	70.0	73.1	72.0	
ITALY	7.3	5.7	7.6	8.4	9.1	9.9	16.5	17.5	22.5	29.4	33.6	36.6	43.4	48.7	58.0	58.3	58.2	55.8	50.7	41.9	45.9	55.2	53.1	53.9	
LUXEMBOURG	21.3	16.7	25.1	27.6	28.1	28.5	32.4	35.2	38.8	42.0	50.4	58.2	61.9	65.9	72.5	75.4	77.4	77.2	77.0	73.0	75.2	76.7	76.1	73.4	
NETHERLANDS	10.9	11.0	11.6	11.0	12.0	13.9	15.3	17.1	20.3	22.8	22.5	22.9	21.6	22.6	24.6	26.8	27.0	28.3	25.1	20.1	20.0	28.3	28.2	24.8	
PORTUGAL	4.9	7.0	7.8	11.3	11.6	10.7	12.6	16.9	18.8	20.9	24.2	28.4	34.6	44.9	56.6	63.3	65.2	68.3	68.4	66.6	67.1	69.6	70.5	72.3	
SPAIN	14.2	12.8	16.6	23.2	27.5	33.8	37.5	42.2	47.8	50.6	53.1	52.5	57.1	60.9	65.4	67.8	69.2	70.9	69.3	70.1	70.6	70.3	68.9	66.3	
SWEDEN	0.6	0.9	0.8	3.1	3.2	2.7	5.2	7.6	11.0	7.2	6.3	5.6	7.0	7.7	8.0	9.7	19.4	34.7	36.2	41.0	50.9	61.4	66.8	61.5	
UNITED KINGDOM	6.4	8.7	12.5	19.0	21.7	20.2	17.8	16.1	15.3	13.8	14.1	17.8	23.5	27.3	32.5	36.8	38.3	40.1	43.6	41.7	46.1	50.6	50.8	49.8	
EUROPEAN UNION (15)				23.1	22.6	22.9	22.8	25.3	29.0	32.8	36.7	41.0	44.3	48.9	49.8	51.2	53.6	52.9	46.1	52.0	56.1	55.6	53.8		
ICELAND									15.1	16.4	17.1	13.3	12.5	13.6	15.1	19.6	24.3	30.0	32.3	31.1	21.7	42.3	50.1	51.0	
NORWAY	2.6	6.4	10.8	14.5	9.7	6.0	7.2	6.2	6.7	8.2	9.0	13.3	17.5	23.3	28.1	39.2	48.7	74.4	72.4	72.7	74.9	75.7	64.2	52.5	
SWITZERLAND	3.0	2.7	3.1	3.5	4.7	4.2	4.7	5.1	5.9	6.8	9.3	13.4	18.0	21.7	25.9	28.3	30.0	32.1	32.3	29.3	30.2	32.7	37.1	37.0	
EFTA				5.9	4.7	5.5	5.4	6.4	7.4	9.5	13.4	17.8	21.8	26.3	31.0	34.9	44.7	43.2	41.0	43.6	45.7	45.2	42.1		
WEST. EUROPE	13.8	14.6	17.0	19.8	22.6	22.3	22.3	24.8	28.4	32.1	36.0	40.3	43.7	48.3	49.3	50.8	53.3	52.7	45.9	51.8	55.7	55.2	53.3		



New Registrations	1990	1991	1992	1993	1994	1995	1996	1997	1998	1999	2000	2001	2002	2003	2004	2005	2006	2007	2008	2009	2010	2011	2012	2013
AUSTRIA	288,618	303,723	320,034	285,157	273,663	279,610	307,845	275,001	295,865	314,182	309,427	293,528	278,493	300,121	311,292	307,915	308,594	298,182	293,697	319,403	328,263	356,145	336,010	318,035
BELGIUM	473,506	462,125	466,194	375,409	387,348	358,868	397,359	396,240	452,129	489,621	515,204	488,663	467,569	458,796	484,757	480,086	526,141	524,795	535,647	476,194	547,340	572,211	487,377	486,065
DENMARK	80,654	83,685	83,679	82,013	139,680	135,773	142,430	152,084	162,508	143,727	112,690	96,173	111,585	96,078	121,490	146,885	154,385	159,347	150,145	112,201	153,587	169,744	170,531	161,896
FINLAND	139,095	92,483	68,547	55,836	67,201	79,890	95,830	104,507	125,751	136,324	134,646	109,487	116,877	147,222	142,439	147,949	145,689	125,285	139,611	88,344	121,171	107,161	107,161	103,314
FRANCE	2,308,130	2,031,274	2,105,700	1,721,222	1,972,919	1,930,504	2,132,091	1,713,030	1,943,553	2,148,423	2,133,884	2,254,732	2,145,071	2,009,246	2,013,709	2,067,789	2,000,549	2,064,543	2,050,282	2,302,398	2,251,669	2,204,229	1,898,760	1,790,456
GERMANY	3,349,788	4,158,674	3,929,558	3,194,204	3,209,224	3,314,057	3,496,320	3,528,179	3,735,987	3,802,176	3,378,343	3,341,718	3,252,898	3,236,825	3,266,825	3,319,259	3,467,961	3,148,163	3,090,040	3,807,175	2,916,259	3,173,634	3,082,580	2,952,431
GREECE	115,480	167,737	199,094	147,789	109,544	125,023	139,821	159,867	180,145	261,711	290,222	280,214	268,489	257,293	289,691	268,728	267,669	279,745	267,295	219,730	141,501	97,680	58,479	56,696
IRELAND	82,594	88,440	68,415	64,161	80,402	88,959	115,199	136,862	145,702	174,242	230,795	194,790	156,125	145,223	154,136	171,742	178,494	186,325	151,697	57,453	86,446	89,678	79,498	74,302
ITALY	2,307,055	2,249,950	2,372,347	1,685,408	1,671,766	1,731,747	1,732,198	2,403,744	2,378,516	2,338,464	2,423,084	2,413,665	2,279,512	2,247,019	2,264,888	2,237,444	2,326,948	2,493,108	2,161,682	2,159,463	1,961,576	1,749,759	1,402,088	1,303,534
LUXEMBOURG	38,422	43,065	37,246	29,674	29,082	29,980	31,418	35,528	40,476	41,896	42,833	43,403	43,620	48,234	48,517	50,837	51,332	52,359	47,265	49,726	49,881	50,398	46,624	46,624
NETHERLANDS	502,627	490,755	491,970	391,904	434,004	447,942	471,989	478,290	542,976	611,487	597,625	530,231	510,702	488,841	483,745	465,152	483,970	506,538	499,918	387,152	482,567	555,844	502,675	417,036
PORTUGAL	210,924	228,554	276,972	242,671	232,916	201,471	217,910	213,636	248,398	272,883	257,836	255,210	228,092	189,792	197,645	206,488	194,702	201,816	213,389	161,013	223,464	153,404	95,290	105,921
SPAIN	988,170	886,983	982,044	743,901	909,682	834,369	910,928	1,016,383	1,192,530	1,406,246	1,381,256	1,425,573	1,382,109	1,517,286	1,517,286	1,528,877	1,634,608	1,614,835	1,161,178	952,772	982,015	808,051	699,588	722,703
SWEDEN	229,941	188,308	154,173	124,434	156,375	169,756	183,820	225,263	253,430	295,249	290,529	246,581	254,589	261,206	284,246	274,301	282,766	306,799	253,962	213,408	289,684	304,984	279,478	269,558
UNITED KINGDOM	2,008,934	1,592,326	1,593,600	1,778,426	1,910,933	1,945,366	2,025,450	2,170,725	2,247,403	2,197,615	2,221,670	2,458,769	2,563,631	2,579,050	2,567,269	2,439,717	2,344,864	2,404,007	2,131,798	1,994,999	2,030,646	1,841,253	2,044,602	2,259,737
EUROPEAN UNION (15)	13,124,929	13,048,122	13,149,575	10,932,229	11,584,738	11,669,364	12,398,970	13,005,029	13,840,823	14,632,826	14,319,107	14,401,917	14,008,913	13,842,554	14,127,452	14,111,851	14,367,860	14,363,810	13,132,925	13,298,970	12,564,592	12,347,848	11,294,523	11,096,307
ICELAND				6,548	8,042	10,146	13,560	15,377	13,569	7,246	6,943	9,885	11,869	18,060	17,129	15,942	8,003	2,113	3,106	5,039	7,930	7,274		
NORWAY	61,901	54,254	59,364	60,822	85,067	90,502	124,994	127,737	117,977	101,278	97,376	91,916	86,721	89,921	115,645	109,907	109,164	129,195	110,817	98,675	127,754	138,345	137,967	142,151
SWITZERLAND	329,899	313,368	281,133	259,443	268,037	267,992	272,895	272,815	296,945	316,876	316,519	316,641	295,065	270,309	269,385	264,941	269,452	284,688	288,557	266,049	292,453	316,846	326,081	305,928
EFTA	391,800	367,622	348,497	320,265	353,104	364,952	405,931	410,698	428,515	433,531	427,464	415,802	390,729	370,115	396,998	392,906	395,745	429,825	408,207	366,837	423,313	460,229	471,978	455,353
WEST. EUROPE	13,516,728	13,415,744	13,498,072	11,252,494	11,937,843	12,034,316	12,804,901	13,415,727	14,369,338	15,066,357	14,746,571	14,817,719	14,398,742	14,212,689	14,524,450	14,504,759	14,763,013	14,793,643	13,561,132	13,665,807	12,977,905	12,808,077	11,786,507	11,551,660

