



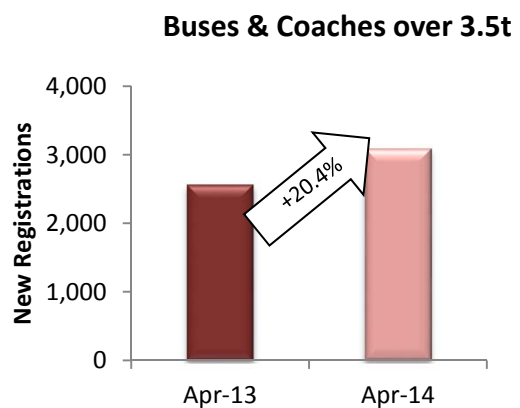
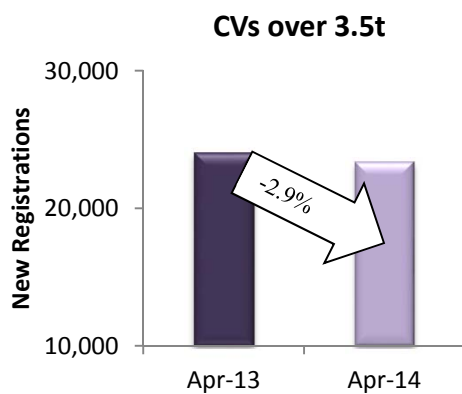
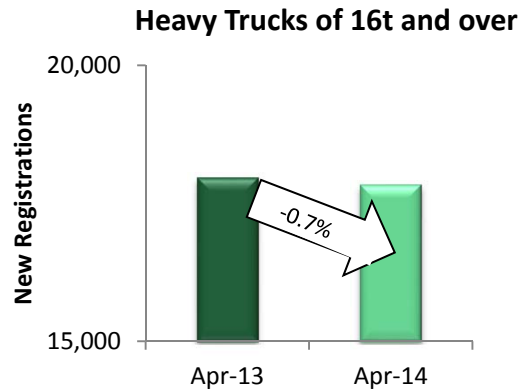
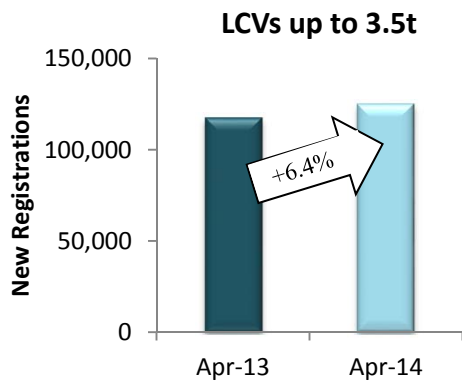
**PRESS EMBARGO FOR ALL DATA:
May 28, 2014, 8.00 A.M. (6.00 A.M. GMT)**

Press Release

NEW COMMERCIAL VEHICLE REGISTRATIONS

April 2014

EU Countries



Next Press Release: Friday, June 27, 2014

COMMERCIAL VEHICLE registrations: +8.7% over four months; +5.1% in April

In April, demand for new commercial vehicles in the EU increased for the eighth consecutive month. Total commercial vehicle registrations grew by 5.1%, totalling 151,571 units. Growth was sustained across the vans, and the buses and coaches segments, while the market for trucks and heavy trucks contracted. Out of the most significant markets, Spain (+54.6%) and Italy (+15.2%) recorded double-digit growth, while demand in France (+0.4%) also increased. Germany (-2.1%) and the UK (-3.6%), however, saw their registrations decline. **Four months into the year**, the EU* market expanded by 8.7%, totalling 595,170 units. During the same period, Spain (+43.3%), Italy (+14.4%), the UK (+7.1) and Germany (+6.7%) all posted growth, while France was the only major market recording a decline (-0.4%).

New Light Commercial Vehicles up to 3.5t – 'vans'

In April, the segment of vans grew by 6.4% to 125,133 units. Among the most significant markets, growth was sustained in Spain (+57.6%), Italy (+16.9%) and France (+2.5%). However, the UK (-0.6%) and Germany (-3.0%) saw their markets for vans decline. **From January to April**, 494,479 new vans were registered in the EU*, 9.5% more than in the same period last year. France (-0.3%) was the only major market to post a decline, while Spain (+44.6%), Italy (+15.8%), the UK (+12.2%) and Germany (+5.1%) saw their demand for vans increase.

New Heavy Commercial Vehicles over 16t (excluding buses and coaches) – 'heavy trucks'

April results showed a 0.7% decrease in new heavy truck registrations, totalling 17,832 units. Out of the most significant markets, Spain (+29.8%), the Netherlands (+7.1%), Poland (+6.8%), Italy (+4.8%) and Germany (+3.9%) recorded growth, while France (-15.3%) and the UK (-29.3%) saw demand for heavy trucks decline. **Four months into the year**, the EU* market grew by 9.2%, reaching 70,631 units. The rise was sustained in Spain (+43.7%), Italy (+26.1%), Germany (+18.3%), Poland (+18.1%) and France (+1.7%), while heavy truck registrations dropped in the Netherlands (-22.7%) and in the UK (-30.9%).

New Commercial Vehicles over 3.5t (excluding buses and coaches) – 'trucks'

April results showed a 2.9% decrease in new truck registrations, totalling 23,358 units. Germany (-0.5%) remained the largest market in the month of April in terms of volume, registering 7,979 trucks. France (-15.7%) and the UK (-29.6%) also saw their demand decrease, while truck registrations grew by in Poland (+0.9%), in Italy (+10.2%) and in Spain (+33.9%). **From January to April**, 90,360 new trucks were registered in the EU*, 4.7% more than in the same period last year. Spain (+41.5%), Poland (+13.2%), Germany (+10.5%), Italy (+8.5%) all posted growth, while demand for new trucks in France (-1.0%) and the UK (-28.7%) declined.

New buses and coaches over 3.5t

In April, demand for new buses and coaches increased by 20.4%, totalling 3,080 units. Poland (+64.2%), the UK (+44.7%) and Spain (+31.7%) posted double-digit growth and Germany (+4.1%) also recorded an upturn. Over the same period, France (-7.9%) and Italy (-31.6%) saw demand decline. **Four months into the year**, the EU* market grew by 5.6%, totalling 10,331 new buses and coaches. Demand for new buses and coaches declined in Spain (-3.4%) and Italy (-9.4%), while new registrations increased in Poland (+18.0%), Germany (+8.6%), the UK (+6.8%) and France (+4.4%).

* Data for Malta unavailable



ACEA

Association des
Constructeurs
Européens
d'Automobiles

Av. des Nerviens 85
B-1040 Bruxelles

Tel (32 2) 732 55 50
Fax (32 2) 738 73 10
(32 2) 738 73 11

Press Release

**PRESS EMBARGO FOR ALL DATA :
8.00 A.M.(6.00 A.M. GMT), May 28, 2014**

PROVISIONAL EU¹ COUNTRIES REGISTRATION FIGURES BY MARKET NEW LIGHT COMMERCIAL VEHICLES up to 3.5t²

* ACEA started reporting data for Croatia as of January 2014.

28/5/14

	April '14	April '13	% Change	Jan-April '14	Jan-April '13	% Change
AUSTRIA	2,994	2,988	0.2%	10,243	9,961	2.8%
BELGIUM	5,238	6,002	-12.7%	20,661	20,960	-1.4%
BULGARIA ⁴	352	228	54.4%	1,270	1,458	-12.9%
CROATIA*	590	397	48.6%	2,181	1,383	57.7%
CYPRUS	83	58	43.1%	315	309	1.9%
CZECH REPUBLIC	1,142	826	38.3%	3,948	2,935	34.5%
DENMARK	2,155	2,090	3.1%	8,632	7,411	16.5%
ESTONIA	245	251	-2.4%	953	900	5.9%
FINLAND	885	872	1.5%	3,587	3,422	4.8%
FRANCE	33,200	32,397	2.5%	123,784	124,212	-0.3%
GERMANY	18,047	18,608	-3.0%	66,063	62,873	5.1%
GREECE	369	402	-8.2%	1,464	1,159	26.3%
HUNGARY	1,253	733	70.9%	4,342	3,011	44.2%
IRELAND	1,315	985	33.5%	7,599	5,370	41.5%
ITALY ³	9,900	8,466	16.9%	38,447	33,206	15.8%
LATVIA	162	197	-17.8%	764	628	21.7%
LITHUANIA	177	133	33.1%	677	542	24.9%
LUXEMBURG	350	264	32.6%	1,201	1,029	16.7%
NETHERLANDS	4,234	4,283	-1.1%	19,898	20,290	-1.9%
POLAND	3,291	3,421	-3.8%	13,742	13,103	4.9%
PORTUGAL	2,057	1,242	65.6%	7,818	4,704	66.2%
ROMANIA	763	736	3.7%	2,779	2,804	-0.9%
SLOVAKIA	445	399	11.5%	1,615	1,445	11.8%
SLOVENIA	680	672	1.2%	2,688	2,186	23.0%
SPAIN	11,000	6,979	57.6%	35,707	24,690	44.6%
SWEDEN	3,586	3,241	10.6%	13,564	12,037	12.7%
UNITED KINGDOM	20,620	20,751	-0.6%	100,537	89,633	12.2%
EUROPEAN UNION¹	125,133	117,621	6.4%	494,479	451,661	9.5%
EU 15⁵	115,950	109,570	5.8%	459,205	420,957	9.1%
EU 13⁶	9,183	8,051	14.1%	35,274	30,704	14.9%
ICELAND	70	45	55.6%	273	154	77.3%
NORWAY	2,574	3,310	-22.2%	9,446	10,964	-13.8%
SWITZERLAND	2,716	2,788	-2.6%	9,783	10,049	-2.6%
EFTA	5,360	6,143	-12.7%	19,502	21,167	-7.9%
EU28 + EFTA	130,493	123,764	5.4%	513,981	472,828	8.7%
EU15 + EFTA	121,310	115,713	4.8%	478,707	442,124	8.3%

(¹) EU28: data for Malta currently not available

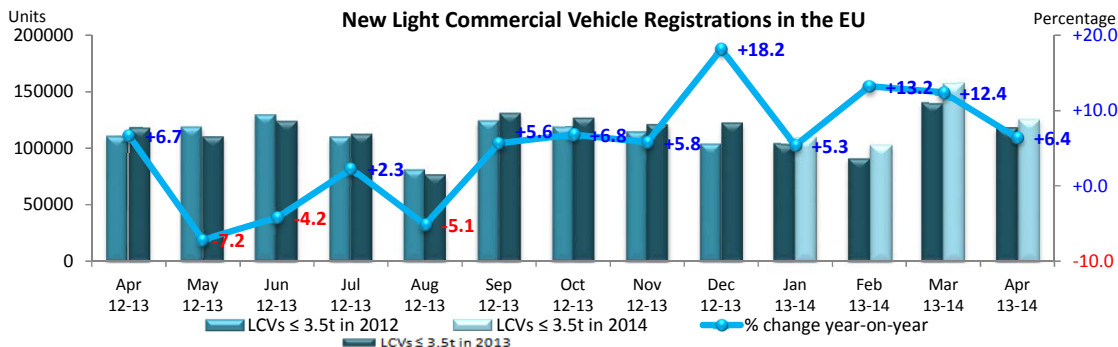
(²) ANFIA estimate

(³) Member States before the 2004 enlargement (⁶) Member States joining the EU since 2004 (data for Malta currently not available)

For further information, please contact: Ms Cara McLaughlin - Communications Director - E-mail: cm@acea.be - Tel. (32) 2 738 73 45

(⁴) including Buses & Coaches

(⁵) estimate



This information is available on the ACEA website: <http://www.acea.be>
Next Press Release on Commercial Vehicles to be issued on June 27, 2014



ACEA

Association des
Constructeurs
Européens
d'Automobiles

Av. des Nerviens 85
B-1040 Bruxelles

Tel (32 2) 732 55 50
Fax (32 2) 738 73 10
(32 2) 738 73 11

Press Release

**PRESS EMBARGO FOR ALL DATA :
8.00 A.M.(6.00 A.M. GMT), May 28, 2014**

PROVISIONAL

EU¹ + EFTA COUNTRIES REGISTRATION FIGURES BY MARKET NEW HEAVY COMMERCIAL VEHICLES of 16t and over²

* ACEA started reporting data for Croatia as of January 2014.

28/5/14

	April '14	April '13	% Change	Jan-April '14	Jan-April '13	% Change
AUSTRIA	692	623	11.1%	2,381	2,041	16.7%
BELGIUM	560	452	23.9%	2,579	1,941	32.9%
BULGARIA	n.a	n.a	n.a	n.a	n.a	n.a
CROATIA*	88	30	193.3%	271	130	108.5%
CYPRUS	0	7	-100.0%	4	22	-81.8%
CZECH REPUBLIC ³	632	524	20.6%	2,475	1,750	41.4%
DENMARK	279	276	1.1%	889	966	-8.0%
ESTONIA	43	51	-15.7%	324	254	27.6%
FINLAND	146	180	-18.9%	681	772	-11.8%
FRANCE	2,659	3,141	-15.3%	11,908	11,706	1.7%
GERMANY	5,566	5,357	3.9%	19,853	16,789	18.3%
GREECE	16	22	-27.3%	43	57	-24.6%
HUNGARY	314	349	-10.0%	1,183	1,206	-1.9%
IRELAND	137	94	45.7%	737	529	39.3%
ITALY ⁴	767	732	4.8%	3,989	3,163	26.1%
LATVIA	72	84	-14.3%	491	387	26.9%
LITHUANIA ⁵	166	267	-37.8%	815	826	-1.3%
LUXEMBURG ⁵	93	78	19.2%	331	287	15.3%
NETHERLANDS	782	730	7.1%	2,319	3,000	-22.7%
POLAND	1,226	1,148	6.8%	4,772	4,042	18.1%
PORTUGAL	139	128	8.6%	663	502	32.1%
ROMANIA	228	194	17.5%	1,078	672	60.4%
SLOVAKIA	231	242	-4.5%	984	841	17.0%
SLOVENIA ⁵	129	85	51.8%	459	319	43.9%
SPAIN	875	674	29.8%	4,026	2,801	43.7%
SWEDEN	461	327	41.0%	1,549	1,229	26.0%
UNITED KINGDOM	1,531	2,166	-29.3%	5,827	8,430	-30.9%
EUROPEAN UNION¹	17,832	17,961	-0.7%	70,631	64,662	9.2%
EU15⁶	14,703	14,980	-1.8%	57,775	54,213	6.6%
EU13⁷	3,129	2,981	5.0%	12,856	10,449	23.0%
ICELAND	4	9	-55.6%	26	10	160.0%
NORWAY ⁵	398	360	10.6%	1,400	1,202	16.5%
SWITZERLAND ³	312	261	19.5%	1,106	824	34.2%
EFTA	714	630	13.3%	2,532	2,036	24.4%
EU28 + EFTA	18,546	18,591	-0.2%	73,163	66,698	9.7%
EU15+EFTA	15,417	15,610	-1.2%	60,307	56,249	7.2%

(¹) EU28; data for Malta and Bulgaria currently not available

(²) Excluding Buses and Coaches

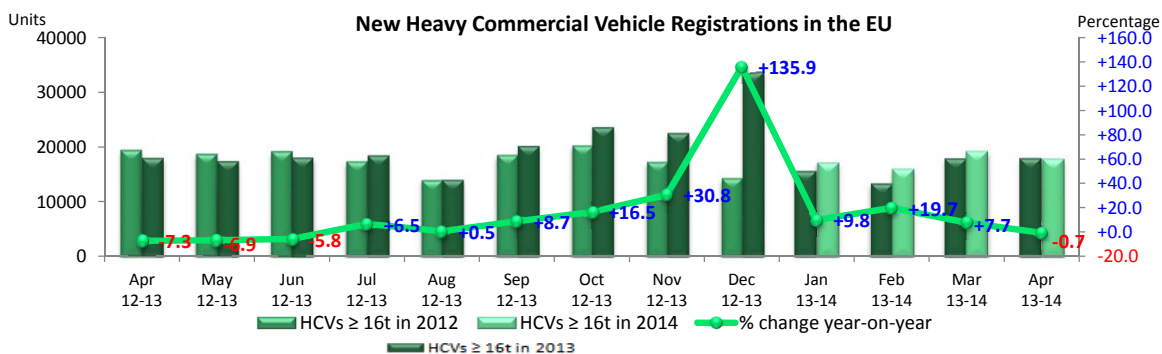
(³) CV ≥ 18t

(⁴) ANFIA estimate, based on data of the Italian Ministry of Transport

(⁵) estimates

(⁶) Member States before the 2004 enlargement (⁷) Member States joining the EU since 2004 (data for Malta and Bulgaria currently not available)

For further information, please contact: Ms Cara McLaughlin - Communications Director - E-mail: cm@acea.be - Tel. (32) 2 738 73 45



This information is available on the ACEA website: <http://www.acea.be>



ACEA

Association des
Constructeurs
Européens
d'Automobiles

Av. des Nerviens 85
B-1040 Bruxelles

Tel (32 2) 732 55 50
Fax (32 2) 738 73 10
(32 2) 738 73 11

Press Release

**PRESS EMBARGO FOR ALL DATA :
8.00 A.M.(6.00 A.M. GMT), May 28, 2014**

PROVISIONAL

EU¹ + EFTA COUNTRIES REGISTRATION FIGURES BY MARKET NEW MEDIUM & HEAVY COMMERCIAL VEHICLES over 3.5t²

* ACEA started reporting data for Croatia as of January 2014.

28/5/14

	April '14	April '13	% Change	Jan-April '14	Jan-April '13	% Change
AUSTRIA	742	679	9.3%	2,532	2,182	16.0%
BELGIUM	674	563	19.7%	3,129	2,447	27.9%
BULGARIA	n.a.	n.a.	n.a.	n.a.	n.a.	n.a.
CROATIA*	105	40	162.5%	311	154	101.9%
CYPRUS	0	14	-100.0%	11	46	-76.1%
CZECH REPUBLIC	780	627	24.4%	3,044	2,299	32.4%
DENMARK	297	312	-4.8%	981	1,091	-10.1%
ESTONIA	50	55	-9.1%	345	283	21.9%
FINLAND	193	237	-18.6%	870	1,022	-14.9%
FRANCE	3,363	3,990	-15.7%	14,396	14,545	-1.0%
GERMANY	7,979	8,020	-0.5%	28,666	25,933	10.5%
GREECE	26	32	-18.8%	89	93	-4.3%
HUNGARY	373	409	-8.8%	1,362	1,379	-1.2%
IRELAND	171	104	64.4%	897	633	41.7%
ITALY ⁴	1,074	975	10.2%	4,522	4,166	8.5%
LATVIA	85	98	-13.3%	516	414	24.6%
LITHUANIA ³	187	285	-34.4%	866	918	-5.7%
LUXEMBURG	100	79	26.6%	370	312	18.6%
NETHERLANDS	892	815	9.4%	2,702	3,468	-22.1%
POLAND	1,385	1,373	0.9%	5,457	4,821	13.2%
PORTUGAL	195	157	24.2%	859	587	46.3%
ROMANIA	255	211	20.9%	1,174	726	61.7%
SLOVAKIA	263	287	-8.4%	1,137	1,007	12.9%
SLOVENIA ³	143	89	60.7%	508	349	45.6%
SPAIN	1,157	864	33.9%	4,888	3,455	41.5%
SWEDEN	498	375	32.8%	1,729	1,392	24.2%
UNITED KINGDOM	2,371	3,368	-29.6%	8,999	12,616	-28.7%
EUROPEAN UNION¹	23,358	24,058	-2.9%	90,360	86,338	4.7%
EU 15⁵	19,732	20,570	-4.1%	75,629	73,942	2.3%
EU 13⁶	3,626	3,488	4.0%	14,731	12,396	18.8%
ICELAND	6	13	-53.8%	36	19	89.5%
NORWAY	545	593	-8.1%	1,888	1,839	2.7%
SWITZERLAND	389	314	23.9%	1,404	1,064	32.0%
EFTA	940	920	2.2%	3,328	2,922	13.9%
EU28 + EFTA	24,298	24,978	-2.7%	93,688	89,260	5.0%
EU15+EFTA	20,672	21,490	-3.8%	78,957	76,864	2.7%

(¹) EU27; data for Malta and Bulgaria currently not available

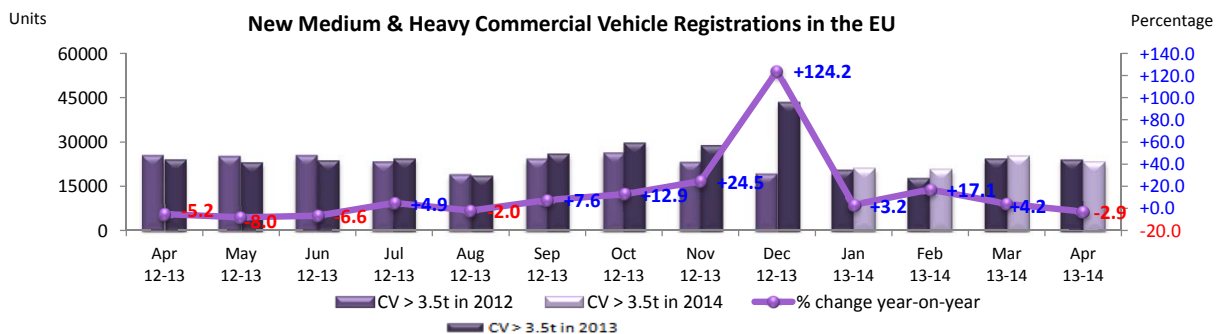
(²) Excluding Buses and Coaches (³) estimates

(⁴) ANFIA estimate, based on data of the Italian Ministry of Transport

(⁵) Member States before the 2004 enlargement

(⁶) Member States joining the EU since 2004 (data for Malta and Bulgaria currently not available)

For further information, please contact: Ms Cara McLaughlin - Communications Director - E-mail: cm@acea.be - Tel. (32) 2 738 73 45



This information is available on the ACEA website: <http://www.acea.be>



ACEA

Association des
Constructeurs
Européens
d'Automobiles

Av. des Nerviens 85
B-1040 Bruxelles

Tel (32 2) 732 55 50
Fax (32 2) 738 73 10
(32 2) 738 73 11

Press Release

**PRESS EMBARGO FOR ALL DATA :
8.00 A.M.(6.00 A.M. GMT), May 28, 2014**

PROVISIONAL

EU¹ + EFTA COUNTRIES REGISTRATION FIGURES BY MARKET NEW MEDIUM & HEAVY BUSES & COACHES over 3.5t

* ACEA started reporting data for Croatia as of January 2014.

28/5/14

	April '14	April '13	% Change	Jan-April '14	Jan-April '13	% Change
AUSTRIA	133	70	90.0%	293	157	86.6%
BELGIUM	63	66	-4.5%	267	236	13.1%
BULGARIA	n.a.	n.a.	n.a.	n.a.	n.a.	n.a.
CROATIA*	16	9	77.8%	35	26	34.6%
CYPRUS	n.a.	n.a.	n.a.	n.a.	n.a.	n.a.
CZECH REPUBLIC	63	71	-11.3%	338	272	24.3%
DENMARK	23	15	53.3%	80	100	-20.0%
ESTONIA	2	8	-75.0%	37	35	5.7%
FINLAND	41	20	105.0%	109	107	1.9%
FRANCE	407	442	-7.9%	1,768	1,694	4.4%
GERMANY	528	507	4.1%	1,719	1,583	8.6%
GREECE	14	4	250.0%	46	15	206.7%
HUNGARY	122	78	56.4%	150	112	33.9%
IRELAND	17	20	-15.0%	92	53	73.6%
ITALY ³	141	206	-31.6%	779	860	-9.4%
LATVIA	14	30	-53.3%	53	49	8.2%
LITHUANIA ²	26	7	271.4%	69	57	21.1%
LUXEMBURG	18	11	63.6%	85	74	14.9%
NETHERLANDS	138	68	102.9%	261	247	5.7%
POLAND	174	106	64.2%	471	399	18.0%
PORTUGAL	13	11	18.2%	101	101	0.0%
ROMANIA	107	45	137.8%	249	439	-43.3%
SLOVAKIA	19	22	-13.6%	182	56	225.0%
SLOVENIA ²	23	20	15.0%	56	56	0.0%
SPAIN	166	126	31.7%	539	558	-3.4%
SWEDEN	12	43	-72.1%	75	177	-57.6%
UNITED KINGDOM	800	553	44.7%	2,477	2,320	6.8%
EUROPEAN UNION¹	3,080	2,558	20.4%	10,331	9,783	5.6%
EU 15⁴	2,514	2,162	16.3%	8,691	8,282	4.9%
EU 13⁵	566	396	42.9%	1,640	1,501	9.3%
ICELAND	9	6	50.0%	25	19	31.6%
NORWAY	42	48	-12.5%	191	195	-2.1%
SWITZERLAND	65	61	6.6%	188	139	35.3%
EFTA	116	115	0.9%	404	353	14.4%
EU28 + EFTA	3,196	2,673	19.6%	10,735	10,136	5.9%
EU15+EFTA	2,630	2,277	15.5%	9,095	8,635	5.3%

(¹) EU27; data for Bulgaria, Malta and Cyprus currently not available

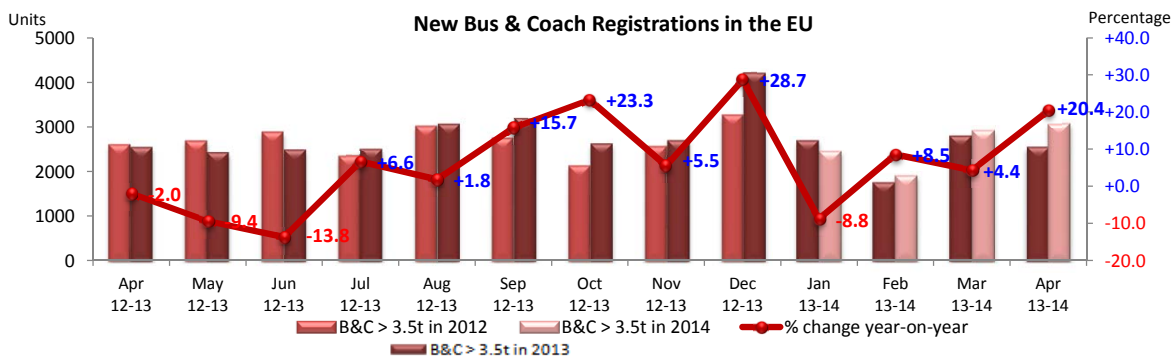
(²) estimates

(³) ANFIA estimate, based on data of the Italian Ministry of Transport

(⁴) Member States before the 2004 enlargement

(⁵) Member States joining the EU since 2004 (data for Malta, Bulgaria and Cyprus currently not available)

For further information, please contact: Ms Cara McLaughlin - Communications Director - E-mail: cm@acea.be - Tel. (32) 2 738 73 45



This information is available on the ACEA website: <http://www.acea.be>



ACEA

Association des
Constructeurs
Européens
d'Automobiles

Av. des Nerviens 85
B-1040 Bruxelles

Tel (32 2) 732 55 50
Fax (32 2) 738 73 10
(32 2) 738 73 11

Press Release

**PRESS EMBARGO FOR ALL DATA :
8.00 A.M.(6.00 A.M. GMT), May 28, 2014**

PROVISIONAL

EU¹ + EFTA COUNTRIES REGISTRATION FIGURES BY MARKET TOTAL NEW COMMERCIAL VEHICLES

* ACEA started reporting data for Croatia as of January 2014.

28/5/14

	April '14	April '13	% Change	Jan-April '14	Jan-April '13	% Change
AUSTRIA	3,869	3,737	3.5%	13,068	12,300	6.2%
BELGIUM	5,975	6,631	-9.9%	24,057	23,643	1.8%
BULGARIA ⁴	352	228	54.4%	1,270	1,458	-12.9%
CROATIA*	711	446	59.4%	2,527	1,563	61.7%
CYPRUS ³	83	72	15.3%	326	355	-8.2%
CZECH REPUBLIC	1,985	1,524	30.2%	7,330	5,506	33.1%
DENMARK	2,475	2,417	2.4%	9,693	8,602	12.7%
ESTONIA	297	314	-5.4%	1,335	1,218	9.6%
FINLAND	1,119	1,129	-0.9%	4,566	4,551	0.3%
FRANCE	36,970	36,829	0.4%	139,948	140,451	-0.4%
GERMANY	26,554	27,135	-2.1%	96,448	90,389	6.7%
GREECE	409	438	-6.6%	1,599	1,267	26.2%
HUNGARY	1,748	1,220	43.3%	5,854	4,502	30.0%
IRELAND	1,503	1,109	35.5%	8,588	6,056	41.8%
ITALY ²	11,115	9,647	15.2%	43,748	38,232	14.4%
LATVIA	261	325	-19.7%	1,333	1,091	22.2%
LITHUANIA	390	425	-8.2%	1,612	1,517	6.3%
LUXEMBURG	468	354	32.2%	1,656	1,415	17.0%
NETHERLANDS	5,264	5,166	1.9%	22,861	24,005	-4.8%
POLAND	4,850	4,900	-1.0%	19,670	18,323	7.4%
PORTUGAL	2,265	1,410	60.6%	8,778	5,392	62.8%
ROMANIA	1,125	992	13.4%	4,202	3,969	5.9%
SLOVAKIA	727	708	2.7%	2,934	2,508	17.0%
SLOVENIA	846	781	8.3%	3,252	2,591	25.5%
SPAIN	12,323	7,969	54.6%	41,134	28,703	43.3%
SWEDEN	4,096	3,659	11.9%	15,368	13,606	13.0%
UNITED KINGDOM	23,791	24,672	-3.6%	112,013	104,569	7.1%
EUROPEAN UNION¹	151,571	144,237	5.1%	595,170	547,782	8.7%
EU 15⁵	138,196	132,302	4.5%	543,525	503,181	8.0%
EU 13⁶	13,375	11,935	12.1%	51,645	44,601	15.8%
ICELAND	85	64	32.8%	334	192	74.0%
NORWAY	3,161	3,951	-20.0%	11,525	12,998	-11.3%
SWITZERLAND	3,170	3,163	0.2%	11,375	11,252	1.1%
EFTA	6,416	7,178	-10.6%	23,234	24,442	-4.9%
EU28 + EFTA	157,987	151,415	4.3%	618,404	572,224	8.1%
EU15+EFTA	144,612	139,480	3.7%	566,759	527,623	7.4%

(¹) EU27: data for Malta currently not available

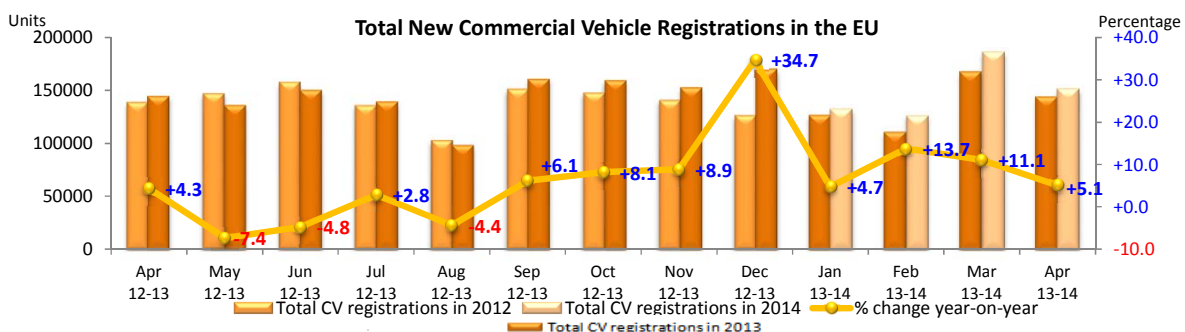
(³) data for B&C n.a.

(²) ANFIA estimate, based on data of the Italian Ministry of Transport

(⁴) data for MCV+HCV and MBC+HBC n.a.

(⁵) Member States before the 2004 enlargement (⁶) Member States joining the EU since 2004 (data for Malta currently not available)

For further information, please contact: Ms Cara McLaughlin - Communications Director - E-mail: cm@acea.be - Tel. (32) 2 738 73 45



This information is available on the ACEA website: <http://www.acea.be>