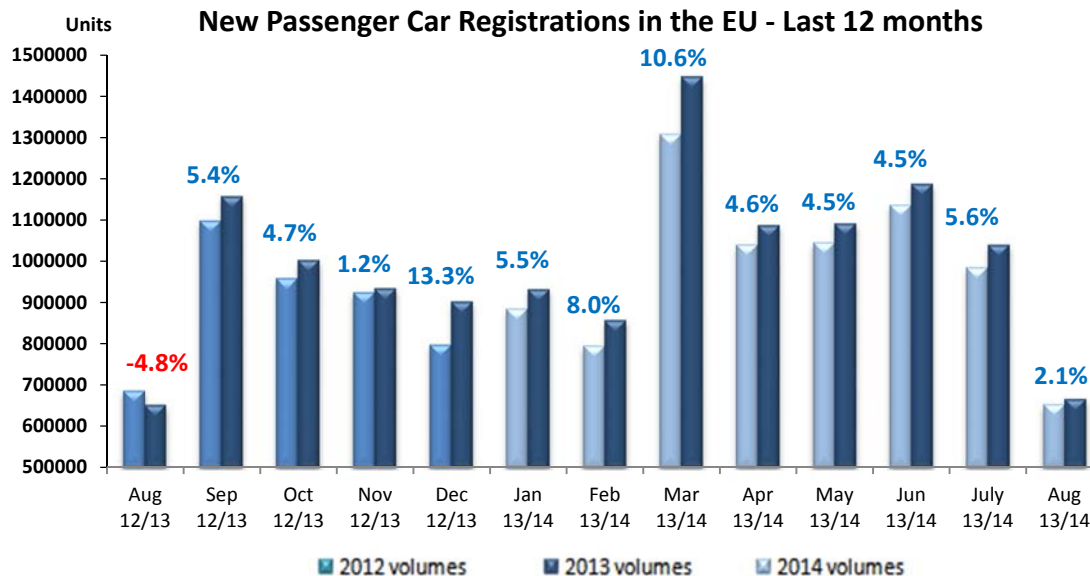


PRESS EMBARGO: 8.00am (6.00am GMT), September 17, 2014
Updated on September 18, 2014

New Passenger Car Registrations *European Union*

September 17, 2014



Not adjusted for working days

PASSENGER CAR registrations: +6.0% over eight months; +2.1% in August

New passenger car registrations were up by 5.6% in **July** and by 2.1% in **August**, pursuing the upward trend commenced twelve months ago. Eight months into the year, demand for new cars amounted to 8,336,159 units, or 6.0% more than in the same period last year.

In July, France was the only major market to shrink (-4.3%). Elsewhere, growth ranged from 5.5% in Italy, 6.6% in the UK, 6.8% in Germany and 11.1% in Spain, leading to a 5.6% upturn in the region. Overall, 1,041,683 new cars were registered in the month.

In August, upturn prevailed across significant markets, resulting in an overall 2.1% increase in the EU. France, Germany and Italy registered a slight decrease (-2.6%, -0.4% and -0.2% respectively), while the other major markets expanded, registering 13.7% more in Spain and 9.4% in the UK. The EU* totalled 669,395* new car registrations in the month of August.

From January to August, growth prevailed across major markets, reaching 1.6% in France, 2.6% in Germany, 3.5% in Italy, 10.1% in the UK and 16.4% in Spain. Overall, demand for new cars was 6.0% higher in the EU** than in the first eight months of last year.

* This figure was amended on 18/09/2014

** EU28, data for Malta unavailable



ACEA
Association des
Constructeurs
Européens
d'Automobiles

Press Release

**PRESS EMBARGO FOR ALL DATA :
8.00 A.M.(6.00 A.M GMT), September 17, 2014**

Av. des Nerviens 85
B-1040 Bruxelles
Tel (32 2) 732 55 50
Fax (32 2) 738 73 10
(32 2) 738 73 11

PROVISIONAL NEW PASSENGER CAR REGISTRATIONS BY MARKET EUROPEAN UNION*

* ACEA started reporting data (estimates) for Croatia as of January 2014.

	August '14	August '13	% Chg 14/13	Jan -Aug '14	Jan -Aug '13	% Chg 14/13
AUSTRIA	21,121	23,063	-8.4	212,500	222,810	-4.6
BELGIUM	28,613	29,829	-4.1	351,712	354,581	-0.8
BULGARIA	1,689	1,702	-0.8	13,583	12,340	+10.1
CROATIA*	1,462	1,539	-5.0	25,655	20,147	+27.3
CYPRUS	529	520	+1.7	5,740	4,914	+16.8
CZECH REPUBLIC	13,937	11,595	+20.2	125,695	106,946	+17.5
DENMARK	14,604	14,300	+2.1	127,671	120,592	+5.9
ESTONIA	1,542	1,551	-0.6	14,033	13,604	+3.2
FINLAND	7,524	7,739	-2.8	74,683	72,753	+2.7
FRANCE	83,715	85,953	-2.6	1,186,226	1,167,647	+1.6
GERMANY	213,092	214,044	-0.4	2,021,609	1,969,820	+2.6
GREECE	3,693	3,372	+9.5	48,789	40,198	+21.4
HUNGARY	4,766	4,165	+14.4	43,898	36,369	+20.7
IRELAND	4,869	3,697	+31.7	89,273	68,600	+30.1
ITALY	53,191	53,295	-0.2	925,393	893,954	+3.5
LATVIA	921	752	+22.5	8,445	6,951	+21.5
LITHUANIA	964	830	+16.1	9,795	7,907	+23.9
LUXEMBURG	2,944	2,554	+15.3	34,565	32,868	+5.2
NETHERLANDS	25,722	28,309	-9.1	255,183	269,744	-5.4
POLAND	20,003	19,067	+4.9	221,477	191,389	+15.7
PORTUGAL	7,739	6,141	+26.0	97,699	72,016	+35.7
ROMANIA	6,410	6,319	+1.4	46,003	36,582	+25.8
SLOVAKIA	5,249	4,243	+23.7	47,897	41,996	+14.1
SLOVENIA	3,304	3,373	-2.0	36,143	35,763	+1.1
SPAIN	45,355	39,874	+13.7	583,663	501,260	+16.4
SWEDEN	24,274	21,616	+12.3	196,494	168,677	+16.5
UNITED KINGDOM	72,163	65,937	+9.4	1,532,335	1,391,788	+10.1
EUROPEAN UNION¹	669,395	655,379	+2.1	8,336,159	7,862,216	+6.0
EU15²	608,619	599,723	+1.5	7,737,795	7,347,308	+5.3
EU13³	60,776	55,656	+9.2	598,364	514,908	+16.2
ICELAND	496	429	+15.6	7,617	5,868	+29.8
NORWAY	11,444	11,660	-1.9	95,519	93,616	+2.0
SWITZERLAND	19,783	20,996	-5.8	197,258	203,634	-3.1
EFTA	31,723	33,085	-4.1	300,394	303,118	-0.9
EU28¹ +EFTA	701,118	688,464	+1.8	8,636,553	8,165,334	+5.8
EU15² +EFTA	640,342	632,808	+1.2	8,038,189	7,650,426	+5.1

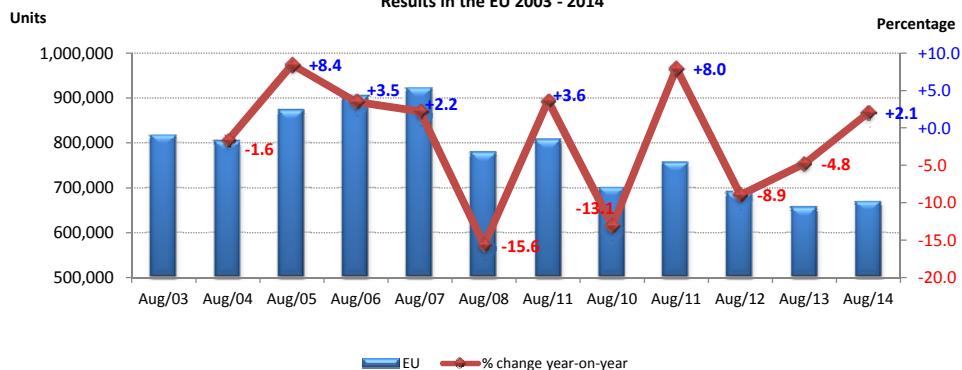
(¹) EU 28; data for Malta currently not available.

(²) Member States before the 2004 enlargement

(³) Member States joining the EU since 2004; data for Malta currently not available

For further information, please contact: Ms. Cara McLaughlin - Communications Director - E-mail: cm@acea.be - Tel. (32) 2 738 73 45

New Passenger Car Registrations in August Results in the EU 2003 - 2014



Next press release: Friday, October 17, 2014

This information is available on the ACEA website: <http://www.acea.be>

P r e s s R e l e a s e

P R O V I S I O N A L

NEW PASSENGER CAR REGISTRATIONS BY MANUFACTURER EUROPEAN UNION (EU)*

17/9/14

	August					January - August				
	%Share		Units	Units	% Chg	%Share		Units	Units	% Chg
	'14	'13	'14	'13	14/13	'14	'13	'14	'13	14/13
ALL BRANDS**			669,395	655,379	+2.1			8,336,159	7,862,216	+6.0
VW Group	28.0	26.1	187,429	171,379	+9.4	25.4	25.0	2,121,492	1,961,822	+8.1
VOLKSWAGEN	14.0	12.5	93,568	82,002	+14.1	12.3	12.5	1,029,148	986,348	+4.3
AUDI	5.8	6.4	38,964	42,173	-7.6	5.7	5.7	471,546	448,501	+5.1
SEAT	2.7	2.6	17,781	16,862	+5.5	2.6	2.4	212,785	189,456	+12.3
SKODA	5.1	4.3	34,355	28,331	+21.3	4.5	3.9	372,504	307,855	+21.0
Others (1)	0.4	0.3	2,761	2,011	+37.3	0.4	0.4	35,509	29,662	+19.7
PSA Group	9.8	9.9	65,448	64,816	+1.0	11.0	11.2	914,265	878,382	+4.1
PEUGEOT	5.6	5.6	37,202	36,494	+1.9	6.1	6.1	510,703	481,471	+6.1
CITROEN	4.2	4.3	28,246	28,322	-0.3	4.8	5.0	403,562	396,911	+1.7
RENAULT Group	9.3	9.8	62,305	64,279	-3.1	9.8	8.9	817,562	701,393	+16.6
RENAULT	6.1	6.6	40,594	43,139	-5.9	6.8	6.5	569,620	510,930	+11.5
DACIA	3.2	3.2	21,711	21,140	+2.7	3.0	2.4	247,942	190,463	+30.2
FORD	7.0	6.1	47,133	40,160	+17.4	7.5	7.4	621,322	578,800	+7.3
GM Group	6.7	8.0	44,985	52,718	-14.7	7.4	8.0	612,855	631,609	-3.0
OPEL/VAUXHALL	6.6	6.3	44,429	41,092	+8.1	7.0	6.8	579,422	533,689	+8.6
CHEVROLET	0.1	1.8	556	11,613	-95.2	0.4	1.2	33,347	97,745	-65.9
GM (US)	0.0	0.0	0	13	-100.0	0.0	0.0	86	175	-50.9
FIAT Group	5.1	5.3	33,814	34,800	-2.8	6.1	6.3	508,418	497,424	+2.2
FIAT	3.9	4.1	26,084	27,162	-4.0	4.7	4.9	395,939	387,143	+2.3
LANCIA/CHRYSLER	0.4	0.5	2,910	3,169	-8.2	0.6	0.6	48,573	50,646	-4.1
ALFA ROMEO	0.4	0.4	2,440	2,898	-15.8	0.5	0.6	38,870	43,371	-10.4
JEEP	0.3	0.2	2,024	1,380	+46.7	0.2	0.2	19,762	13,671	+44.6
Others (2)	0.1	0.0	356	191	+86.4	0.1	0.0	5,274	2,593	+103.4
BMW Group	6.6	6.8	44,108	44,712	-1.4	6.1	6.3	507,838	493,770	+2.8
BMW	5.4	5.7	36,321	37,297	-2.6	5.0	5.1	419,458	398,995	+5.1
MINI	1.2	1.1	7,787	7,415	+5.0	1.1	1.2	88,380	94,775	-6.7
DAIMLER	5.6	6.1	37,790	39,906	-5.3	5.3	5.6	445,304	438,435	+1.6
MERCEDES	5.3	5.7	35,590	37,209	-4.4	4.9	5.0	408,457	395,614	+3.2
SMART	0.3	0.4	2,200	2,697	-18.4	0.4	0.5	36,847	42,821	-14.0
TOYOTA Group	4.1	4.5	27,750	29,588	-6.2	4.2	4.2	353,385	327,519	+7.9
TOYOTA	4.0	4.3	26,743	28,330	-5.6	4.0	4.0	336,377	314,456	+7.0
LEXUS	0.2	0.2	1,007	1,258	-20.0	0.2	0.2	17,008	13,063	+30.2
NISSAN	3.1	3.1	20,561	20,232	+1.6	3.6	3.5	299,872	273,680	+9.6
HYUNDAI	3.7	3.7	24,442	23,965	+2.0	3.3	3.5	271,510	274,225	-1.0
KIA	3.1	3.0	20,421	19,686	+3.7	2.7	2.8	229,215	218,965	+4.7
VOLVO CAR CORP.	1.7	1.5	11,219	9,593	+16.9	1.7	1.6	145,329	126,344	+15.0
MAZDA	1.5	1.3	9,816	8,556	+14.7	1.3	1.1	107,479	87,548	+22.8
SUZUKI	1.2	1.3	8,136	8,256	-1.5	1.2	1.1	100,552	90,352	+11.3
JAGUAR LAND ROVER	0.7	0.6	4,872	4,042	+20.5	1.1	1.1	90,163	84,416	+6.8
LAND ROVER	0.6	0.5	4,052	3,099	+30.7	0.9	0.9	72,073	67,316	+7.1
JAGUAR	0.1	0.1	820	943	-13.0	0.2	0.2	18,090	17,100	+5.8
HONDA	1.0	1.0	6,656	6,296	+5.7	1.0	1.1	83,585	88,562	-5.6
MITSUBISHI	0.9	0.6	6,198	3,870	+60.2	0.7	0.5	55,197	41,809	+32.0
OTHER**	0.9	1.3	6,312	8,525	-26.0	0.6	0.9	50,816	67,161	-24.3

(1) VW Group: VW 'other' include Bentley, Bugatti, Lamborghini, and since Aug '12 Porsche

(2) FIAT Group: FIAT 'other' include Dodge, Ferrari, Maserati

(*) data for Malta n.a.

(**) ACEA estimates

For further information, please contact:

Ms. Cara McLaughlin - Communications Director

E-mail: cm@acea.be - Tel. (32) 2 738 73 45

P r e s s R e l e a s e

P R O V I S I O N A L

NEW PASSENGER CAR REGISTRATIONS BY MANUFACTURER

EU* + EFTA Countries

17/9/14

	August					January - August				
	%Share		Units	Units	% Chg	%Share		Units	Units	% Chg
	'14	'13	'14	'13	14/13	'14	'13	'14	'13	14/13
ALL BRANDS**			701,118	688,464	+1.8			8,636,553	8,165,334	+5.8
VW Group	28.1	26.2	196,855	180,072	+9.3	25.5	25.0	2,205,898	2,043,331	+8.0
VOLKSWAGEN	14.0	12.5	98,171	86,119	+14.0	12.4	12.6	1,069,041	1,025,214	+4.3
AUDI	5.8	6.4	40,904	44,267	-7.6	5.7	5.7	489,372	467,727	+4.6
SEAT	2.6	2.5	18,419	17,538	+5.0	2.5	2.4	218,639	195,297	+12.0
SKODA	5.2	4.4	36,339	29,964	+21.3	4.5	4.0	390,928	323,341	+20.9
Others (1)	0.4	0.3	3,022	2,184	+38.4	0.4	0.4	37,918	31,752	+19.4
PSA Group	9.7	9.7	67,912	66,861	+1.6	10.8	11.0	935,660	899,244	+4.0
PEUGEOT	5.5	5.5	38,820	37,759	+2.8	6.1	6.0	522,714	493,214	+6.0
CITROEN	4.1	4.2	29,092	29,102	-0.0	4.8	5.0	412,946	406,030	+1.7
RENAULT Group	9.1	9.5	63,543	65,712	-3.3	9.6	8.7	827,497	712,953	+16.1
RENAULT	5.9	6.4	41,525	44,214	-6.1	6.7	6.4	576,728	519,250	+11.1
DACIA	3.1	3.1	22,018	21,498	+2.4	2.9	2.4	250,769	193,703	+29.5
FORD	6.9	6.1	48,628	42,219	+15.2	7.3	7.3	634,687	595,974	+6.5
GM Group	6.6	7.9	46,199	54,379	-15.0	7.3	7.9	626,667	647,324	-3.2
OPEL/VAUXHALL	6.5	6.2	45,518	42,343	+7.5	6.8	6.7	590,980	546,035	+8.2
CHEVROLET	0.1	1.7	644	12,016	-94.6	0.4	1.2	35,449	101,017	-64.9
GM (US)	0.0	0.0	37	20	+85.0	0.0	0.0	238	272	-12.5
BMW Group	6.7	6.9	46,819	47,205	-0.8	6.2	6.3	531,452	515,629	+3.1
BMW	5.5	5.7	38,554	39,348	-2.0	5.1	5.1	439,703	417,002	+5.4
MINI	1.2	1.1	8,265	7,857	+5.2	1.1	1.2	91,749	98,627	-7.0
FIAT Group	5.0	5.2	34,984	35,945	-2.7	6.0	6.2	519,433	508,626	+2.1
FIAT	3.8	4.1	26,711	27,883	-4.2	4.7	4.8	401,971	394,270	+2.0
LANCIA/CHRYSLER	0.4	0.5	2,941	3,230	-8.9	0.6	0.6	49,077	51,309	-4.4
ALFA ROMEO	0.4	0.4	2,630	3,044	-13.6	0.5	0.6	40,424	44,953	-10.1
JEEP	0.3	0.2	2,255	1,553	+45.2	0.3	0.2	21,703	14,996	+44.7
Others (2)	0.1	0.0	447	235	+90.2	0.1	0.0	6,258	3,098	+102.0
DAIMLER	5.7	6.0	39,620	41,639	-4.8	5.4	5.6	462,300	454,870	+1.6
MERCEDES	5.3	5.6	37,361	38,859	-3.9	4.9	5.0	424,323	410,979	+3.2
SMART	0.3	0.4	2,259	2,780	-18.7	0.4	0.5	37,977	43,891	-13.5
TOYOTA Group	4.2	4.7	29,712	32,449	-8.4	4.3	4.3	373,414	349,906	+6.7
TOYOTA	4.1	4.5	28,616	31,060	-7.9	4.1	4.1	355,567	336,051	+5.8
LEXUS	0.2	0.2	1,096	1,389	-21.1	0.2	0.2	17,847	13,855	+28.8
NISSAN	3.1	3.1	21,751	21,424	+1.5	3.6	3.5	310,157	283,375	+9.5
HYUNDAI	3.6	3.7	25,475	25,169	+1.2	3.3	3.5	281,147	284,686	-1.2
KIA	3.0	2.9	21,009	20,104	+4.5	2.7	2.7	236,047	224,504	+5.1
VOLVO CAR CORP.	1.7	1.5	12,190	10,604	+15.0	1.8	1.7	156,180	138,291	+12.9
MAZDA	1.5	1.4	10,817	9,748	+11.0	1.4	1.2	117,031	96,978	+20.7
SUZUKI	1.2	1.3	8,751	8,893	-1.6	1.2	1.2	107,729	96,744	+11.4
JAGUAR LAND ROVER	0.7	0.6	5,158	4,351	+18.6	1.1	1.1	93,000	87,418	+6.4
LAND ROVER	0.6	0.5	4,293	3,328	+29.0	0.9	0.9	74,524	69,607	+7.1
JAGUAR	0.1	0.1	865	1,023	-15.4	0.2	0.2	18,476	17,811	+3.7
HONDA	1.0	1.0	7,084	6,905	+2.6	1.0	1.2	88,301	94,692	-6.7
MITSUBISHI	1.0	0.7	6,816	4,566	+49.3	0.7	0.6	61,145	48,892	+25.1
OTHER**	1.1	1.5	7,795	10,219	-23.7	0.8	1.0	68,808	81,897	-16.0

(1) VW Group: VW 'other' include Bentley, Bugatti, Lamborghini, and since Aug '12 Porsche

(2) FIAT Group: FIAT 'other' include Dodge, Ferrari, Maserati

(*) data for Malta n.a.

(**) ACEA estimates

For further information, please contact:

Ms. Cara McLaughlin - Communications Director

E-mail: cm@acea.be - Tel. (32) 2 738 73 45



ACEA

Press Release

PROVISIONAL

NEW PASSENGER CAR REGISTRATIONS BY MANUFACTURER WESTERN EUROPE (EU15 + EFTA Countries)

17/9/14

	August					January - August				
	%Share		Units	Units	% Chg	%Share		Units	Units	% Chg
	'14	'13	'14	'13	14/13	'14	'13	'14	'13	14/13
ALL BRANDS**			640,342	632,808	+1.2			8,038,189	7,650,426	+5.1
VW Group	27.9	26.1	178,434	164,901	+8.2	25.1	24.8	2,019,990	1,893,990	+6.7
VOLKSWAGEN	14.3	12.8	91,854	80,775	+13.7	12.5	12.7	1,007,058	971,714	+3.6
AUDI	6.2	6.8	39,455	43,002	-8.2	5.9	6.0	475,944	455,981	+4.4
SEAT	2.7	2.6	17,040	16,512	+3.2	2.6	2.5	206,628	188,818	+9.4
SKODA	4.2	3.6	27,187	22,522	+20.7	3.7	3.2	293,510	246,656	+19.0
Other(1)	0.5	0.3	2,898	2,090	+38.7	0.5	0.4	36,850	30,821	+19.6
PSA Group	10.0	10.0	64,169	62,992	+1.9	11.1	11.2	893,180	859,553	+3.9
PEUGEOT	5.7	5.6	36,774	35,419	+3.8	6.2	6.1	498,809	470,256	+6.1
CITROEN	4.3	4.4	27,395	27,573	-0.6	4.9	5.1	394,371	389,297	+1.3
RENAULT Group	8.8	9.2	56,189	58,304	-3.6	9.4	8.6	756,560	656,060	+15.3
RENAULT	5.9	6.5	38,091	40,937	-7.0	6.8	6.4	547,102	492,498	+11.1
DACIA	2.8	2.7	18,098	17,367	+4.2	2.6	2.1	209,458	163,562	+28.1
FORD	6.9	6.2	44,202	39,130	+13.0	7.4	7.4	593,708	566,118	+4.9
GM Group	6.5	7.8	41,905	49,663	-15.6	7.2	7.9	581,961	604,208	-3.7
OPEL/VAUXHALL	6.4	6.2	41,279	39,275	+5.1	6.9	6.8	551,075	516,744	+6.6
CHEVROLET	0.1	1.6	589	10,369	-94.3	0.4	1.1	30,660	87,219	-64.8
GM (US)	0.0	0.0	37	19	+94.7	0.0	0.0	226	245	-7.8
BMW Group	7.0	7.2	45,109	45,573	-1.0	6.4	6.6	514,581	501,665	+2.6
BMW	5.8	6.0	36,980	37,931	-2.5	5.3	5.3	424,184	404,365	+4.9
MINI	1.3	1.2	8,129	7,642	+6.4	1.1	1.3	90,397	97,300	-7.1
FIAT Group	5.2	5.4	33,119	34,303	-3.5	6.2	6.4	501,574	491,347	+2.1
FIAT	3.9	4.2	25,239	26,675	-5.4	4.8	5.0	388,191	380,519	+2.0
LANCIA/CHRYSLER	0.4	0.5	2,844	3,087	-7.9	0.6	0.7	48,161	50,330	-4.3
ALFA ROMEO	0.4	0.5	2,543	2,944	-13.6	0.5	0.6	39,390	43,662	-9.8
JEEP	0.3	0.2	2,034	1,332	+52.7	0.2	0.2	19,522	13,568	+43.9
Other (2)	0.1	0.0	459	265	+73.2	0.1	0.0	6,310	3,268	+93.1
DAIMLER	5.9	6.4	38,091	40,502	-6.0	5.6	5.8	450,532	444,900	+1.3
MERCEDES	5.6	6.0	35,852	37,736	-5.0	5.1	5.2	412,682	401,130	+2.9
SMART	0.3	0.4	2,239	2,766	-19.1	0.5	0.6	37,850	43,770	-13.5
TOYOTA Group	4.1	4.5	26,426	28,725	-8.0	4.1	4.2	327,267	319,430	+2.5
TOYOTA	4.0	4.3	25,447	27,506	-7.5	3.9	4.0	311,431	306,636	+1.6
LEXUS	0.2	0.2	979	1,219	-19.7	0.2	0.2	15,836	12,794	+23.8
NISSAN	3.1	3.1	19,910	19,803	+0.5	3.6	3.5	293,220	267,344	+9.7
HYUNDAI	3.4	3.5	21,835	21,844	-0.0	3.1	3.3	247,848	251,676	-1.5
KIA	2.7	2.7	17,573	17,139	+2.5	2.6	2.6	207,223	196,318	+5.6
VOLVO CAR CORP.	1.8	1.6	11,669	10,177	+14.7	1.9	1.7	149,562	132,569	+12.8
MAZDA	1.5	1.4	9,745	8,951	+8.9	1.3	1.2	106,967	90,210	+18.6
SUZUKI	1.2	1.2	7,416	7,823	-5.2	1.2	1.1	94,828	85,160	+11.4
JAGUAR LAND ROV	0.8	0.7	4,967	4,172	+19.1	1.1	1.1	91,006	85,590	+6.3
LAND ROVER	0.6	0.5	4,120	3,176	+29.7	0.9	0.9	72,806	68,070	+7.0
JAGUAR	0.1	0.2	847	996	-15.0	0.2	0.2	18,200	17,520	+3.9
HONDA	1.0	1.0	6,159	6,022	+2.3	1.0	1.1	79,455	84,364	-5.8
MITSUBISHI	0.9	0.6	6,012	4,042	+48.7	0.7	0.6	54,890	44,395	+23.6
OTHER**	1.2	1.4	7,412	8,742	-15.2	0.9	1.0	73,837	75,529	-2.2

(1) VW Group: VW 'other' include Bentley, Bugatti, Lamborghini, and since Aug '12 Porsche

(2) FIAT Group: FIAT 'other' include Dodge, Ferrari, Maserati

For further information, please contact:

Ms. Cara McLaughlin - Communications Director

E-mail: cm@acea.be - Tel. (32) 2 738 73 45

(**) ACEA estimates



ACEA
Association des
Constructeurs
Européens
d'Automobiles

Av. des Nerviens 85
B-1040 Bruxelles
Tel (32 2) 732 55 50
Fax (32 2) 738 73 10
(32 2) 738 73 11

Press Release

**PRESS EMBARGO FOR ALL DATA :
8.00 A.M.(6.00 A.M GMT), September 17, 2014**

PROVISIONAL NEW PASSENGER CAR REGISTRATIONS BY MARKET EUROPEAN UNION*

* ACEA started reporting data (estimates) for Croatia as of January 2014.

17/9/14

	July '14	July '13	% Chg 14/13	Jan -Jul '14	Jan -Jul '13	% Chg 14/13
AUSTRIA	24,772	28,543	-13.2	191,379	199,747	-4.2
BELGIUM	35,275	34,879	+1.1	323,099	324,752	-0.5
BULGARIA	1,562	1,667	-6.3	11,894	10,638	+11.8
CROATIA*	3,385	3,224	+5.0	24,500	18,608	+31.7
CYPRUS	906	715	+26.7	5,211	4,394	+18.6
CZECH REPUBLIC	17,700	14,533	+21.8	111,758	95,351	+17.2
DENMARK	14,267	14,320	-0.4	113,067	106,292	+6.4
ESTONIA	1,901	1,771	+7.3	12,491	12,053	+3.6
FINLAND	8,016	8,457	-5.2	67,159	65,014	+3.3
FRANCE	143,759	150,218	-4.3	1,102,511	1,081,694	+1.9
GERMANY	270,249	253,146	+6.8	1,808,517	1,755,776	+3.0
GREECE	7,627	6,462	+18.0	45,096	36,826	+22.5
HUNGARY	6,129	5,037	+21.7	39,132	32,204	+21.5
IRELAND	18,723	11,639	+60.9	84,404	64,903	+30.0
ITALY	114,343	108,337	+5.5	872,202	840,659	+3.8
LATVIA	1,176	934	+25.9	7,524	6,199	+21.4
LITHUANIA	1,446	1,070	+35.1	8,831	7,077	+24.8
LUXEMBURG	4,476	3,905	+14.6	31,621	30,314	+4.3
NETHERLANDS	29,867	30,475	-2.0	229,461	241,435	-5.0
POLAND	25,566	24,835	+2.9	201,474	172,322	+16.9
PORTUGAL	14,168	10,843	+30.7	89,960	65,875	+36.6
ROMANIA	8,368	5,714	+46.4	39,593	30,263	+30.8
SLOVAKIA	6,656	5,709	+16.6	42,648	37,753	+13.0
SLOVENIA	4,601	4,229	+8.8	32,839	32,390	+1.4
SPAIN	83,365	75,027	+11.1	538,308	461,386	+16.7
SWEDEN	20,473	18,161	+12.7	172,220	147,061	+17.1
UNITED KINGDOM	172,907	162,228	+6.6	1,460,172	1,325,851	+10.1
EUROPEAN UNION¹	1,041,683	986,078	+5.6	7,667,071	7,206,837	+6.4
EU15²	962,287	916,640	+5.0	7,129,176	6,747,585	+5.7
EU13³	79,396	69,438	+14.3	537,895	459,252	+17.1
ICELAND	743	635	+17.0	7,121	5,439	+30.9
NORWAY	11,690	11,312	+3.3	84,075	81,956	+2.6
SWITZERLAND	27,570	26,333	+4.7	177,475	182,638	-2.8
EFTA	40,003	38,280	+4.5	268,671	270,033	-0.5
EU28¹+EFTA	1,081,686	1,024,358	+5.6	7,935,742	7,476,870	+6.1
EU15²+EFTA	1,002,290	954,920	+5.0	7,397,847	7,017,618	+5.4

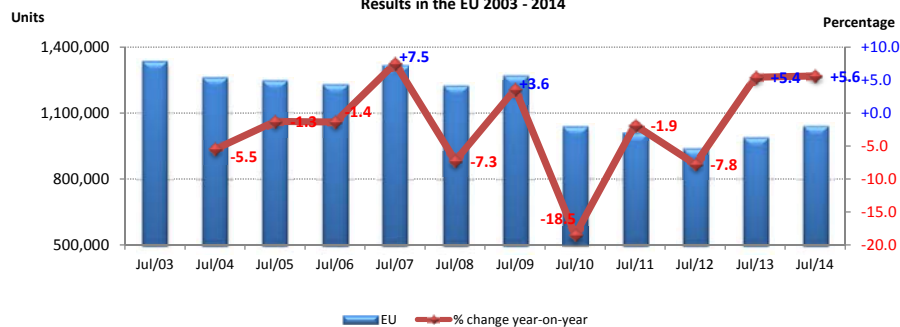
⁽¹⁾ EU 28; data for Malta currently not available.

⁽²⁾ Member States before the 2004 enlargement

⁽³⁾ Member States joining the EU since 2004; data for Malta currently not available

For further information, please contact: Ms. Cara McLaughlin - Communications Director - E-mail: cm@acea.be - Tel. (32) 2 738 73 45

New Passenger Car Registrations in July Results in the EU 2003 - 2014



Next press release: Friday, October 17, 2014

This information is available on the ACEA website: <http://www.acea.be>



ACEA

Press Release

PROVISIONAL

NEW PASSENGER CAR REGISTRATIONS BY MANUFACTURER

EUROPEAN UNION (EU)*

17/9/14

	July					January - July				
	%Share		Units	Units	% Chg	%Share		Units	Units	% Chg
	'14	'13	'14	'13	14/13	'14	'13	'14	'13	14/13
ALL BRANDS**			1,041,683	986,078	+5.6			7,667,071	7,206,837	+6.4
VW Group	26.9	25.3	279,877	249,462	+12.2	25.2	24.8	1,934,063	1,790,443	+8.0
VOLKSWAGEN	13.0	12.7	134,910	125,697	+7.3	12.2	12.5	935,580	904,346	+3.5
AUDI	5.9	5.7	61,425	56,516	+8.7	5.6	5.6	432,582	406,328	+6.5
SEAT	2.8	2.5	28,999	24,839	+16.7	2.5	2.4	195,004	172,594	+13.0
SKODA	4.7	3.9	49,323	38,446	+28.3	4.4	3.9	338,149	279,524	+21.0
Others (1)	0.5	0.4	5,220	3,964	+31.7	0.4	0.4	32,748	27,651	+18.4
PSA Group	10.7	11.4	110,940	112,773	-1.6	11.1	11.3	848,847	813,566	+4.3
PEUGEOT	5.9	6.3	61,888	61,653	+0.4	6.2	6.2	473,489	444,977	+6.4
CITROEN	4.7	5.2	49,052	51,120	-4.0	4.9	5.1	375,358	368,589	+1.8
RENAULT Group	9.6	9.2	99,728	90,322	+10.4	9.9	8.8	755,316	637,114	+18.6
RENAULT	6.4	6.4	66,320	62,661	+5.8	6.9	6.5	529,026	467,791	+13.1
DACIA	3.2	2.8	33,408	27,661	+20.8	3.0	2.3	226,290	169,323	+33.6
FORD	7.3	7.5	75,745	73,580	+2.9	7.5	7.5	574,189	538,426	+6.6
GM Group	6.9	8.0	71,972	79,097	-9.0	7.4	8.0	568,925	578,891	-1.7
OPEL/VAUXHALL	6.8	6.6	71,020	65,370	+8.6	7.0	6.8	534,975	492,597	+8.6
CHEVROLET	0.1	1.4	952	13,692	-93.0	0.4	1.2	33,853	86,132	-60.7
GM (US)	0.0	0.0	0	35	-100.0	0.0	0.0	97	162	-40.1
FIAT Group	6.1	6.2	63,023	61,150	+3.1	6.2	6.4	474,604	462,624	+2.6
FIAT	4.8	4.7	49,574	46,721	+6.1	4.8	5.0	369,855	359,981	+2.7
LANCIA/CHRYSLER	0.5	0.7	5,180	6,828	-24.1	0.6	0.7	45,667	47,477	-3.8
ALFA ROMEO	0.4	0.6	4,669	5,449	-14.3	0.5	0.6	36,430	40,473	-10.0
JEEP	0.3	0.2	2,740	1,817	+50.8	0.2	0.2	17,738	12,291	+44.3
Others (2)	0.1	0.0	860	335	+156.7	0.1	0.0	4,914	2,402	+104.6
BMW Group	6.1	5.9	63,784	58,295	+9.4	6.0	6.2	463,730	449,058	+3.3
BMW	4.9	4.8	51,402	47,112	+9.1	5.0	5.0	383,137	361,698	+5.9
MINI	1.2	1.1	12,382	11,183	+10.7	1.1	1.2	80,593	87,360	-7.7
DAIMLER	5.4	5.5	56,596	54,555	+3.7	5.3	5.5	407,514	398,529	+2.3
MERCEDES	5.0	5.0	52,509	49,778	+5.5	4.9	5.0	372,867	358,405	+4.0
SMART	0.4	0.5	4,087	4,777	-14.4	0.5	0.6	34,647	40,124	-13.7
TOYOTA Group	3.8	4.4	39,336	43,089	-8.7	4.2	4.1	325,682	297,930	+9.3
TOYOTA	3.6	4.2	37,278	41,132	-9.4	4.0	4.0	309,686	286,126	+8.2
LEXUS	0.2	0.2	2,058	1,957	+5.2	0.2	0.2	15,996	11,804	+35.5
NISSAN	3.6	3.4	37,459	33,784	+10.9	3.6	3.5	279,301	253,448	+10.2
HYUNDAI	3.3	3.4	34,723	33,292	+4.3	3.2	3.5	247,033	250,260	-1.3
KIA	2.7	2.8	28,380	27,466	+3.3	2.7	2.8	208,794	199,279	+4.8
VOLVO CAR CORP.	1.8	1.6	18,588	15,712	+18.3	1.7	1.7	133,269	119,261	+11.7
MAZDA	1.2	1.1	12,175	10,941	+11.3	1.3	1.1	97,342	78,992	+23.2
SUZUKI	1.1	1.1	11,062	10,366	+6.7	1.2	1.1	92,131	82,096	+12.2
JAGUAR LAND ROVER	0.9	0.9	9,637	8,530	+13.0	1.1	1.1	85,291	80,374	+6.1
LAND ROVER	0.7	0.7	7,613	6,649	+14.5	0.9	0.9	68,021	64,217	+5.9
JAGUAR	0.2	0.2	2,024	1,881	+7.6	0.2	0.2	17,270	16,157	+6.9
HONDA	0.8	0.9	8,572	9,077	-5.6	1.0	1.1	76,929	82,266	-6.5
MITSUBISHI	0.8	0.5	8,036	4,948	+62.4	0.6	0.5	49,149	37,939	+29.5
OTHER**	1.2	1.0	12,050	9,639	+25.0	0.6	0.8	44,962	56,341	-20.2

(1) VW Group: VW 'other' include Bentley, Bugatti, Lamborghini, and since Aug '12 Porsche

(2) FIAT Group: FIAT 'other' include Dodge, Ferrari, Maserati

(*) data for Malta n.a.

(**) ACEA estimates

For further information, please contact:

Ms. Cara McLaughlin - Communications Director

E-mail: cm@acea.be - Tel. (32) 2 738 73 45



ACEA

Press Release

PROVISIONAL

NEW PASSENGER CAR REGISTRATIONS BY MANUFACTURER

EU* + EFTA Countries

17/9/14

	July					January - July				
	%Share		Units	Units	% Chg	%Share		Units	Units	% Chg
	'14	'13	'14	'13	14/13	'14	'13	'14	'13	14/13
ALL BRANDS**			1,081,686	1,024,358	+5.6			7,935,742	7,476,870	+6.1
VW Group	27.0	25.4	292,348	259,790	+12.5	25.3	24.9	2,009,043	1,863,259	+7.8
VOLKSWAGEN	13.1	12.7	141,193	130,429	+8.3	12.2	12.6	970,870	939,095	+3.4
AUDI	5.9	5.8	63,954	59,112	+8.2	5.7	5.7	448,468	423,460	+5.9
SEAT	2.8	2.5	29,795	25,636	+16.2	2.5	2.4	200,220	177,759	+12.6
SKODA	4.8	3.9	51,754	40,369	+28.2	4.5	3.9	354,589	293,377	+20.9
Others (1)	0.5	0.4	5,652	4,244	+33.2	0.4	0.4	34,896	29,568	+18.0
PSA Group	10.5	11.3	114,037	115,707	-1.4	10.9	11.1	867,778	832,383	+4.3
PEUGEOT	5.9	6.2	63,367	63,147	+0.3	6.1	6.1	483,882	455,455	+6.2
CITROEN	4.7	5.1	50,670	52,560	-3.6	4.8	5.0	383,896	376,928	+1.8
RENAULT Group	9.4	9.0	101,325	92,075	+10.0	9.6	8.7	764,219	647,444	+18.0
RENAULT	6.2	6.2	67,438	63,993	+5.4	6.7	6.4	535,358	475,171	+12.7
DACIA	3.1	2.7	33,887	28,082	+20.7	2.9	2.3	228,861	172,273	+32.8
FORD	7.2	7.4	77,480	75,937	+2.0	7.4	7.4	586,059	553,541	+5.9
GM Group	6.8	7.9	73,462	80,869	-9.2	7.3	7.9	581,290	592,945	-2.0
OPEL/VAUXHALL	6.7	6.5	72,347	66,751	+8.4	6.9	6.7	545,208	503,692	+8.2
CHEVROLET	0.1	1.4	1,061	14,076	-92.5	0.5	1.2	35,826	89,001	-59.7
GM (US)	0.0	0.0	54	42	+28.6	0.0	0.0	256	252	+1.6
FIAT Group	6.0	6.1	64,657	62,650	+3.2	6.1	6.3	484,449	472,681	+2.5
FIAT	4.7	4.6	50,418	47,587	+5.9	4.7	4.9	375,260	366,387	+2.4
LANCIA/CHRYSLER	0.5	0.7	5,248	6,922	-24.2	0.6	0.6	46,140	48,079	-4.0
ALFA ROMEO	0.5	0.6	4,911	5,669	-13.4	0.5	0.6	37,794	41,909	-9.8
JEEP	0.3	0.2	3,070	2,073	+48.1	0.2	0.2	19,448	13,443	+44.7
Others (2)	0.1	0.0	1,010	399	+153.1	0.1	0.0	5,807	2,863	+102.8
BMW Group	6.2	6.0	66,773	61,032	+9.4	6.1	6.3	484,633	468,424	+3.5
BMW	5.0	4.8	53,792	49,314	+9.1	5.1	5.1	401,149	377,654	+6.2
MINI	1.2	1.1	12,981	11,718	+10.8	1.1	1.2	83,484	90,770	-8.0
DAIMLER	5.4	5.5	58,766	56,671	+3.7	5.3	5.5	422,680	413,231	+2.3
MERCEDES	5.0	5.1	54,553	51,761	+5.4	4.9	5.0	386,962	372,120	+4.0
SMART	0.4	0.5	4,213	4,910	-14.2	0.5	0.5	35,718	41,111	-13.1
TOYOTA Group	3.9	4.5	41,822	45,842	-8.8	4.3	4.2	343,749	317,456	+8.3
TOYOTA	3.7	4.3	39,662	43,764	-9.4	4.1	4.1	327,003	304,991	+7.2
LEXUS	0.2	0.2	2,160	2,078	+3.9	0.2	0.2	16,746	12,465	+34.3
NISSAN	3.6	3.4	38,810	35,117	+10.5	3.6	3.5	288,570	262,041	+10.1
HYUNDAI	3.3	3.4	35,988	34,540	+4.2	3.2	3.5	255,637	259,517	-1.5
KIA	2.7	2.7	29,156	28,166	+3.5	2.7	2.7	215,038	204,400	+5.2
VOLVO CAR CORP.	1.9	1.7	20,072	17,356	+15.6	1.8	1.7	143,146	130,224	+9.9
MAZDA	1.2	1.2	13,408	12,165	+10.2	1.3	1.2	105,950	87,230	+21.5
SUZUKI	1.1	1.1	11,808	10,973	+7.6	1.2	1.2	98,651	87,851	+12.3
JAGUAR LAND ROVER	0.9	0.9	9,924	8,867	+11.9	1.1	1.1	87,841	83,067	+5.7
LAND ROVER	0.7	0.7	7,865	6,906	+13.9	0.9	0.9	70,230	66,279	+6.0
JAGUAR	0.2	0.2	2,059	1,961	+5.0	0.2	0.2	17,611	16,788	+4.9
HONDA	0.8	0.9	8,955	9,500	-5.7	1.0	1.2	81,217	87,787	-7.5
MITSUBISHI	0.8	0.6	8,807	5,675	+55.2	0.7	0.6	54,549	44,326	+23.1
OTHER**	1.3	1.1	14,088	11,426	+23.3	0.8	0.9	61,243	69,063	-11.3

(1) VW Group: VW 'other' include Bentley, Bugatti, Lamborghini, and since Aug '12 Porsche

(2) FIAT Group: FIAT 'other' include Dodge, Ferrari, Maserati

(*) data for Malta n.a.

(**) ACEA estimates

For further information, please contact:

Ms. Cara McLaughlin - Communications Director

E-mail: cm@acea.be - Tel. (32) 2 738 73 45



ACEA

Press Release

PROVISIONAL

NEW PASSENGER CAR REGISTRATIONS BY MANUFACTURER WESTERN EUROPE (EU15 + EFTA Countries)

17/9/14

	July					January - July				
	%Share		Units	Units	% Chg	%Share		Units	Units	% Chg
	'14	'13	'14	'13	14/13	'14	'13	'14	'13	14/13
ALL BRANDS**			1,002,290	954,920	+5.0			7,397,847	7,017,618	+5.4
VW Group	26.7	25.0	267,670	238,791	+12.1	24.9	24.6	1,841,556	1,729,089	+6.5
VOLKSWAGEN	13.3	12.9	133,024	122,823	+8.3	12.4	12.7	915,204	890,939	+2.7
AUDI	6.2	6.0	62,329	57,546	+8.3	5.9	5.9	436,489	412,979	+5.7
SEAT	2.8	2.6	28,201	24,499	+15.1	2.6	2.5	189,588	172,306	+10.0
SKODA	3.9	3.1	38,633	29,805	+29.6	3.6	3.2	266,323	224,134	+18.8
Other(1)	0.5	0.4	5,483	4,118	+33.1	0.5	0.4	33,952	28,731	+18.2
PSA Group	10.9	11.6	109,164	110,348	-1.1	11.2	11.4	829,048	796,561	+4.1
PEUGEOT	6.0	6.3	60,549	59,827	+1.2	6.2	6.2	462,066	434,837	+6.3
CITROEN	4.9	5.3	48,615	50,521	-3.8	5.0	5.2	366,982	361,724	+1.5
RENAULT Group	9.1	8.8	91,240	83,627	+9.1	9.5	8.5	700,384	597,756	+17.2
RENAULT	6.4	6.4	63,705	60,758	+4.9	6.9	6.4	509,018	451,561	+12.7
DACIA	2.7	2.4	27,535	22,869	+20.4	2.6	2.1	191,366	146,195	+30.9
FORD	7.2	7.5	72,237	71,924	+0.4	7.4	7.5	549,506	526,988	+4.3
GM Group	6.7	7.9	67,249	75,038	-10.4	7.3	7.9	540,746	554,545	-2.5
OPEL/VAUXHALL	6.6	6.6	66,257	62,631	+5.8	6.9	6.8	509,557	477,469	+6.7
CHEVROLET	0.1	1.3	938	12,371	-92.4	0.4	1.1	30,945	76,850	-59.7
GM (US)	0.0	0.0	54	36	+50.0	0.0	0.0	244	226	+8.0
FIAT Group	6.2	6.3	62,230	60,235	+3.3	6.3	6.5	468,455	457,044	+2.5
FIAT	4.8	4.8	48,531	45,679	+6.2	4.9	5.0	362,952	353,844	+2.6
LANCIA/CHRYSLER	0.5	0.7	5,109	6,753	-24.3	0.6	0.7	45,321	47,243	-4.1
ALFA ROMEO	0.5	0.6	4,781	5,538	-13.7	0.5	0.6	36,847	40,718	-9.5
JEEP	0.3	0.2	2,802	1,856	+51.0	0.2	0.2	17,488	12,236	+42.9
Other (2)	0.1	0.0	1,007	409	+146.2	0.1	0.0	5,847	3,003	+94.7
BMW Group	6.5	6.2	64,670	59,340	+9.0	6.3	6.5	469,472	456,092	+2.9
BMW	5.2	5.0	51,847	47,756	+8.6	5.2	5.2	387,204	366,434	+5.7
MINI	1.3	1.2	12,823	11,584	+10.7	1.1	1.3	82,268	89,658	-8.2
DAIMLER	5.7	5.8	57,260	55,500	+3.2	5.6	5.8	412,441	404,398	+2.0
MERCEDES	5.3	5.3	53,063	50,608	+4.9	5.1	5.2	376,830	363,394	+3.7
SMART	0.4	0.5	4,197	4,892	-14.2	0.5	0.6	35,611	41,004	-13.2
TOYOTA Group	3.7	4.4	37,540	41,704	-10.0	4.1	4.1	300,842	290,705	+3.5
TOYOTA	3.5	4.2	35,553	39,785	-10.6	3.9	4.0	285,986	279,130	+2.5
LEXUS	0.2	0.2	1,987	1,919	+3.5	0.2	0.2	14,856	11,575	+28.3
NISSAN	3.6	3.5	36,583	33,008	+10.8	3.7	3.5	273,316	247,541	+10.4
HYUNDAI	3.1	3.2	31,292	30,119	+3.9	3.1	3.3	225,978	229,832	-1.7
KIA	2.5	2.6	25,461	24,525	+3.8	2.6	2.6	189,650	179,179	+5.8
VOLVO CAR CORP.	1.9	1.8	19,388	16,743	+15.8	1.9	1.8	137,049	124,502	+10.1
MAZDA	1.2	1.2	11,989	11,147	+7.6	1.3	1.2	96,995	81,259	+19.4
SUZUKI	1.0	1.0	10,243	9,485	+8.0	1.2	1.1	87,267	77,337	+12.8
JAGUAR LAND ROV	1.0	0.9	9,731	8,718	+11.6	1.2	1.2	86,039	81,418	+5.7
LAND ROVER	0.8	0.7	7,688	6,786	+13.3	0.9	0.9	68,686	64,894	+5.8
JAGUAR	0.2	0.2	2,043	1,932	+5.7	0.2	0.2	17,353	16,524	+5.0
HONDA	0.8	0.9	7,980	8,349	-4.4	1.0	1.1	73,296	78,342	-6.4
MITSUBISHI	0.8	0.5	7,856	5,009	+56.8	0.7	0.6	49,124	40,353	+21.7
OTHER**	1.2	1.2	12,507	11,310	+10.6	0.9	0.9	66,683	64,677	+3.1

(1) VW Group: VW 'other' include Bentley, Bugatti, Lamborghini, and since Aug '12 Porsche

(2) FIAT Group: FIAT 'other' include Dodge, Ferrari, Maserati

For further information, please contact:

Ms. Cara McLaughlin - Communications Director

E-mail: cm@acea.be - Tel. (32) 2 738 73 45

(**) ACEA estimates