



ACEA

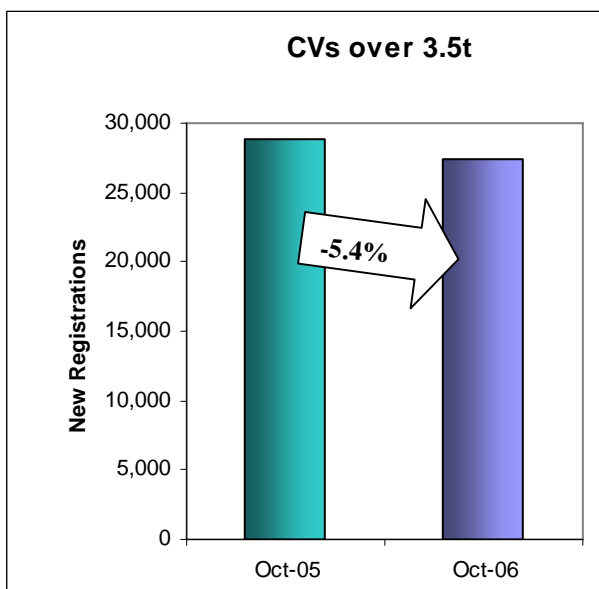
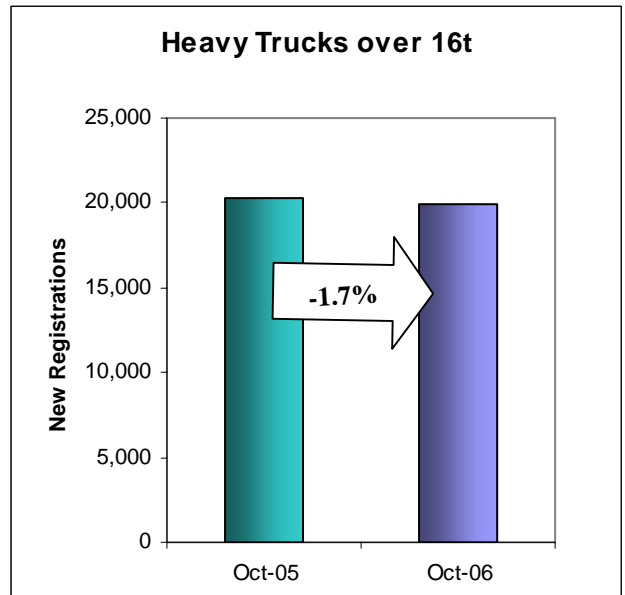
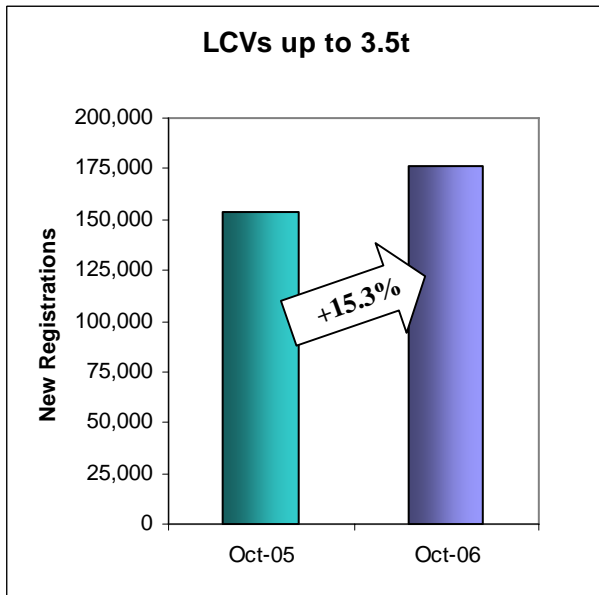
**PRESS EMBARGO FOR ALL DATA:
24 November 2006, 8.00 A.M. (6.00 A.M. GMT)**

Press Release

NEW COMMERCIAL VEHICLE REGISTRATIONS

October 2006

European Union + EFTA Countries



Next Press Release: Friday, 22 December 2006



ACEA

New Light Commercial Vehicles up to 3.5t

In total, 176,756 new Light Commercial Vehicles (LCV) were registered in October 2006 in Western Europe, representing a +15.3% increase relative to the same month last year. One extra working day with respect to October last year (two days in Greece) across the whole region positively contributed to this result.

As regards national situations in the EU15, only Germany experienced a slowdown (-1.7%) while France (+26.2%), Spain (+17.6%), Italy (+12.2%) and the UK (+9.4%) enjoyed sound improvement. All the remaining markets posted growths, ranging from +4.1% in Austria to +47.7% in the Netherlands. The situation in the latter remained distorted by the last year's strong decline in new LCV registrations following the introduction of the BMP taxation on light commercial vehicles for private use in July 2005. EFTA countries showed a +14.3% increase.

Cumulative numbers for the first three quarters of the year showed an increase of +5.0% relative to the same period last year (+4.9% in the EU15). Apart from Belgium (-3.3%), Portugal (-4.3%) and the Netherlands (-5.5%), all the other markets remained on the positive trend, with two-digit growth in Germany (+10.4%), Denmark (+14%) and Sweden (+17.1%). EFTA countries grew by +10.4%.

New Heavy Commercial Vehicles –HCV (over 16t – excluding Buses & Coaches)

New Heavy Commercial Vehicle market in Western Europe slightly decreased in October (-1.7%), reaching 19,975 units. It seems that the effect of anticipated purchases in view of the Euro 4 legislation coming into force on 1st October 2006 has been watered down.

The October result was significantly influenced by British and German declines (-44.1% and -9.8%, respectively). On the contrary, Spain (+25%), Italy (+5.8%) and France (+4.8%) saw their heavy truck registrations increasing. Apart from Austria (-9.7%), Portugal (-44.6%) and Denmark (-48%), all the remaining EU15 countries posted growths. EFTA countries further improved their registrations by +27.4%.

Cumulative figures show that the Western European remains on a positive trend (+6.6%) as compared with the same period last year. Only three EU15 countries suffered losses while the remaining market increases ranged from +2.9% in France to +29.2% in Portugal. EFTA market returned on a positive path (+0.6%).

New Commercial Vehicles over 3.5t (excluding Buses & Coaches)

Reflecting the market developments in the heavy truck sector, the market for new commercial vehicles (CV) above 3.5t dropped by -5.4% (-5.6% in the EU15) in October 2006. In total, 27,339 new CVs were registered in Western Europe. On the contrary, EFTA countries reported a +1.7% upturn.

Two out of five main markets suffered losses: the UK (-39.4%) and Germany (-13.7%) while the other three: Italy (+3.3%), France (+4.4%) and Spain (+24.4%) performed better than October last year. The performance of ten remaining EU15 member states was mixed: four of them slowed down (Austria, Greece, Portugal and Denmark) while the rest improved.

Western Europe cumulative figures for the whole January–October period (+5.4%) moderate the October results. Only the UK (-1.8%), Austria (-8%), Belgium (-10.8%) and the EFTA countries were on a downward slope.

New Buses & Coaches over 3.5t

The market for new Buses and Coaches (B&C) in W.Europe also eased in October 2006 (-7.7%), attaining 2,215 new B&C in total. EFTA countries slowed down by -24.8%. All five main markets posted decreases: France (-4.5%), Spain (-6%), Germany (-11.3%), Italy (-15.6%) and the UK (-26.7%). Amongst the remaining markets, Ireland, Belgium, Austria and Luxembourg posted the highest (three-digit) growths relative to October 2005.

However, the cumulative figures for Western Europe (+4%) confirm the positive trend of new medium and heavy bus and coach registrations in the EU15 (+4.7%), though not in EFTA (-10.3%). As regards the main markets, France (+10.7%), Germany (+10.4%) and the UK (+7.9%) posted growth, while Italy (-2.8%) and Spain (-0.6%) slowed down.



ACEA

Press Release

**PRESS EMBARGO FOR ALL DATA :
8.00 A.M.(6.00 A.M. GMT), 24 November 2006**

PROVISIONAL

EU + EFTA COUNTRIES REGISTRATION FIGURES BY MARKET NEW LIGHT COMMERCIAL VEHICLES up to 3.5t*

24/11/06

	Oct '06	Oct '05	% Change	Jan-Oct '06	Jan-Oct '05	% Change
AUSTRIA	2,465	2,367	4.1%	25,483	24,428	4.3%
BELGIUM	4,641	4,286	8.3%	50,111	51,795	-3.3%
DENMARK	5,296	4,424	19.7%	50,808	44,579	14.0%
FINLAND	1,313	1,110	18.3%	13,049	11,933	9.4%
FRANCE	41,891	33,193	26.2%	362,665	347,012	4.5%
GERMANY	15,866	16,137	-1.7%	156,599	141,834	10.4%
GREECE	1,922	1,808	6.3%	19,869	19,425	2.3%
IRELAND	2,078	1,659	25.3%	38,580	35,276	9.4%
ITALY*	21,091	18,803	12.2%	189,433	173,919	8.9%
LUXEMBOURG	249	262	-5.0%	2,628	2,622	0.2%
NETHERLANDS	5,217	3,533	47.7%	56,942	60,231	-5.5%
PORTUGAL	5,714	5,324	7.3%	52,234	54,595	-4.3%
SPAIN	33,725	28,683	17.6%	334,913	315,882	6.0%
SWEDEN	3,462	2,776	24.7%	31,865	27,221	17.1%
UNITED KINGDOM	26,423	24,146	9.4%	278,098	275,214	1.0%
EUROPEAN UNION	171,353	148,511	15.4%	1,663,277	1,585,966	4.9%
ICELAND	199	163	22.1%	2,116	1,705	24.1%
NORWAY	3,304	2,890	14.3%	32,219	28,471	13.2%
SWITZERLAND	1,900	1,673	13.6%	19,448	18,542	4.9%
EFTA	5,403	4,726	14.3%	53,783	48,718	10.4%
WEST. EUROPE	176,756	153,237	15.3%	1,717,060	1,634,684	5.0%

(*) : For Italy, delivery figures

For further information, please call:

Ms. Joanna Smolinska - Manager Economics & Statistics - Tel. + 32 2 738 73 55

ACEA

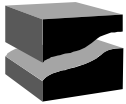
Association des
Constructeurs
Européens
d'Automobiles

Av. des Nerviens 85
B-1040 Bruxelles
Tel (32 2) 732 55 50
Fax (32 2) 738 73 10
(32 2) 738 73 11

This information is available on ACEA's website:

<http://www.acea.be>

Next Press Release on Commercial Vehicles to be issued on 22 December 2006



ACEA

Press Release

**PRESS EMBARGO FOR ALL DATA :
8.00 A.M.(6.00 A.M. GMT), 24 November 2006**

PROVISIONAL

EU + EFTA COUNTRIES REGISTRATION FIGURES BY MARKET NEW HEAVY COMMERCIAL VEHICLES of 16t and over*

24/11/06

	Oct '06	Oct '05	% Change	Jan-Oct '06	Jan-Oct '05	% Change
AUSTRIA	454	503	-9.7%	6,107	6,762	-9.7%
BELGIUM	739	493	49.9%	6,873	7,922	-13.2%
DENMARK	186	358	-48.0%	4,526	4,046	11.9%
FINLAND	182	181	0.6%	2,377	2,410	-1.4%
FRANCE	3,594	3,428	4.8%	37,717	36,666	2.9%
GERMANY	4,149	4,602	-9.8%	53,250	46,945	13.4%
GREECE	86	78	10.3%	1,096	929	18.0%
IRELAND	216	150	44.0%	3,637	3,105	17.1%
ITALY	2,544	2,404	5.8%	22,317	21,940	1.7%
LUXEMBOURG	101	91	11.0%	1,098	866	26.8%
NETHERLANDS	1,276	982	29.9%	13,015	10,656	22.1%
PORTUGAL	134	242	-44.6%	3,616	2,799	29.2%
SPAIN	3,385	2,709	25.0%	27,395	25,154	8.9%
SWEDEN	447	334	33.8%	4,192	3,817	9.8%
UNITED KINGDOM	1,804	3,225	-44.1%	30,288	29,763	1.8%
EUROPEAN UNION	19,297	19,780	-2.4%	217,504	203,780	6.7%
ICELAND	33	23	43.5%	277	237	16.9%
NORWAY	412	294	40.1%	3,232	3,138	3.0%
SWITZERLAND	233	215	8.4%	2,538	2,637	-3.8%
EFTA	678	532	27.4%	6,047	6,012	0.6%
WEST. EUROPE	19,975	20,312	-1.7%	223,551	209,792	6.6%

(*) : Excluding Buses and Coaches

For further information, please call:

Ms. Joanna Smolinska - Manager Economics & Statistics - Tel. + 32 2 738 73 55

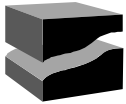
ACEA

Association des
Constructeurs
Européens
d'Automobiles

Av. des Nerviens 85
B-1040 Bruxelles
Tel (32 2) 732 55 50
Fax (32 2) 738 73 10
(32 2) 738 73 11

This information is available on ACEA's website:

<http://www.acea.be>



ACEA

Press Release

**PRESS EMBARGO FOR ALL DATA :
8.00 A.M.(6.00 A.M. GMT), 24 November 2006**

PROVISIONAL

EU + EFTA COUNTRIES REGISTRATION FIGURES BY MARKET NEW MEDIUM & HEAVY COMMERCIAL VEHICLES over 3.5t*

24/11/06

	Oct '06	Oct '05	% Change	Jan-Oct '06	Jan-Oct '05	% Change
AUSTRIA	518	554	-6.5%	6,711	7,296	-8.0%
BELGIUM	938	650	44.3%	9,167	10,243	-10.5%
DENMARK	224	424	-47.2%	5,167	4,691	10.1%
FINLAND	398	378	5.3%	4,526	4,471	1.2%
FRANCE	4,371	4,187	4.4%	46,062	44,581	3.3%
GERMANY	6,682	7,740	-13.7%	85,889	76,985	11.6%
GREECE	130	141	-7.8%	1,834	1,600	14.6%
IRELAND	327	273	19.8%	5,615	4,666	20.3%
ITALY	3,462	3,351	3.3%	30,819	30,708	0.4%
LUXEMBOURG	114	108	5.6%	1,230	1,029	19.5%
NETHERLANDS	1,414	1,142	23.8%	14,886	12,213	21.9%
PORTUGAL	184	334	-44.9%	4,757	3,768	26.2%
SPAIN	4,186	3,364	24.4%	34,861	32,402	7.6%
SWEDEN	505	400	26.3%	5,186	4,607	12.6%
UNITED KINGDOM	3,061	5,054	-39.4%	48,694	49,607	-1.8%
EUROPEAN UNION	26,514	28,100	-5.6%	305,404	288,867	5.7%
ICELAND	45	42	7.1%	426	533	-20.1%
NORWAY	500	483	3.5%	4,774	5,074	-5.9%
SWITZERLAND	280	286	-2.1%	3,370	3,452	-2.4%
EFTA	825	811	1.7%	8,570	9,059	-5.4%
WEST. EUROPE	27,339	28,911	-5.4%	313,974	297,926	5.4%

(*) : Excluding Buses and Coaches

For further information, please call:

Ms. Joanna Smolinska - Manager Economics & Statistics - Tel. + 32 2 738 73 55

ACEA

Association des
Constructeurs
Européens
d'Automobiles

Av. des Nerviens 85
B-1040 Bruxelles
Tel (32 2) 732 55 50
Fax (32 2) 738 73 10
(32 2) 738 73 11

This information is available on ACEA's website:

<http://www.acea.be>



ACEA

Press Release

**PRESS EMBARGO FOR ALL DATA :
8.00 A.M.(6.00 A.M. GMT), 24 November 2006**

PROVISIONAL

EU + EFTA COUNTRIES REGISTRATION FIGURES BY MARKET NEW MEDIUM & HEAVY BUSES & COACHES over 3.5t

24/11/06

	Oct '06	Oct '05	% Change	Jan-Oct '06	Jan-Oct '05	% Change
AUSTRIA	76	29	++	758	483	56.9%
BELGIUM	73	17	++	814	787	3.4%
DENMARK	51	35	45.7%	440	356	23.6%
FINLAND	19	23	-17.4%	392	366	7.1%
FRANCE	381	399	-4.5%	4,886	4,413	10.7%
GERMANY	354	399	-11.3%	4,607	4,174	10.4%
GREECE	23	18	27.8%	435	588	-26.0%
IRELAND	26	2	++	402	247	62.8%
ITALY	433	513	-15.6%	4,395	4,520	-2.8%
LUXEMBOURG	13	4	++	156	144	8.3%
NETHERLANDS	13	31	-58.1%	532	810	-34.3%
PORTUGAL	26	75	-65.3%	524	615	-14.8%
SPAIN	267	284	-6.0%	3,143	3,162	-0.6%
SWEDEN	76	49	55.1%	1,165	1,075	8.4%
UNITED KINGDOM	308	420	-26.7%	3,774	3,499	7.9%
EUROPEAN UNION	2,139	2,298	-6.9%	26,423	25,239	4.7%
ICELAND	0	8	-100.0%	53	90	-41.1%
NORWAY	50	71	-29.6%	640	801	-20.1%
SWITZERLAND	26	22	18.2%	475	411	15.6%
EFTA	76	101	-24.8%	1,168	1,302	-10.3%
WEST. EUROPE	2,215	2,399	-7.7%	27,591	26,541	4.0%

For further information, please call:

Ms. Joanna Smolinska - Manager Economics & Statistics - Tel. + 32 2 738 73 55

ACEA

This information is available on ACEA's website:

<http://www.acea.be>

Association des

Constructeurs

Européens

d'Automobiles

Av. des Nerviens 85

B-1040 Bruxelles

Tel (32 2) 732 55 50

Fax (32 2) 738 73 10

(32 2) 738 73 11