



ACEA

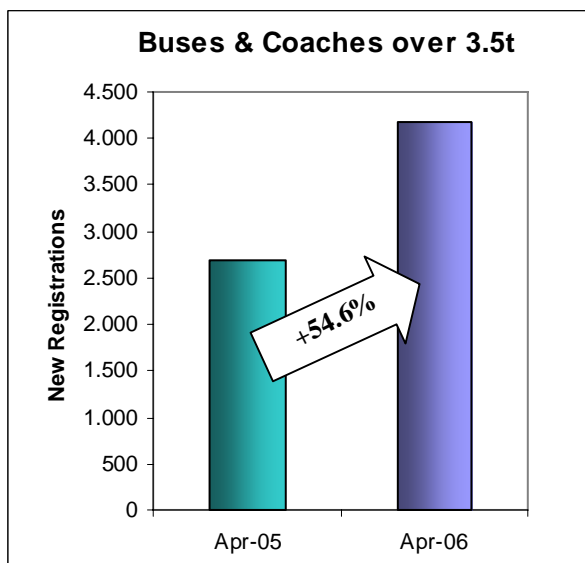
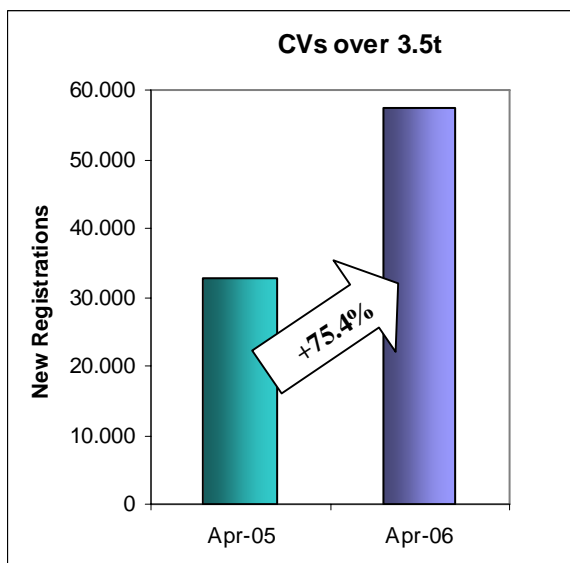
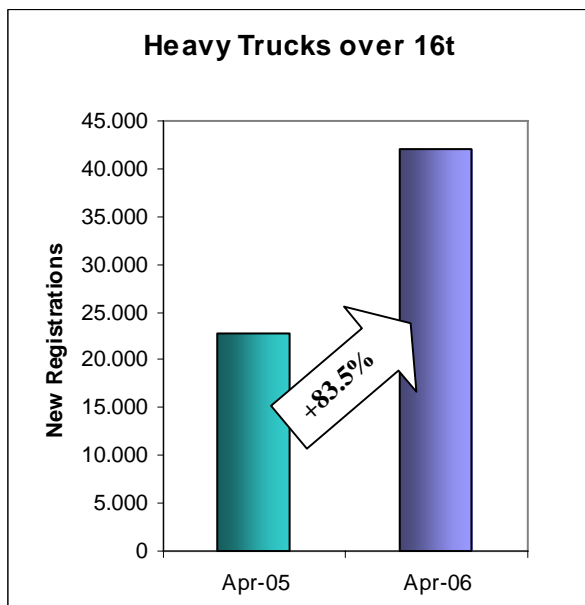
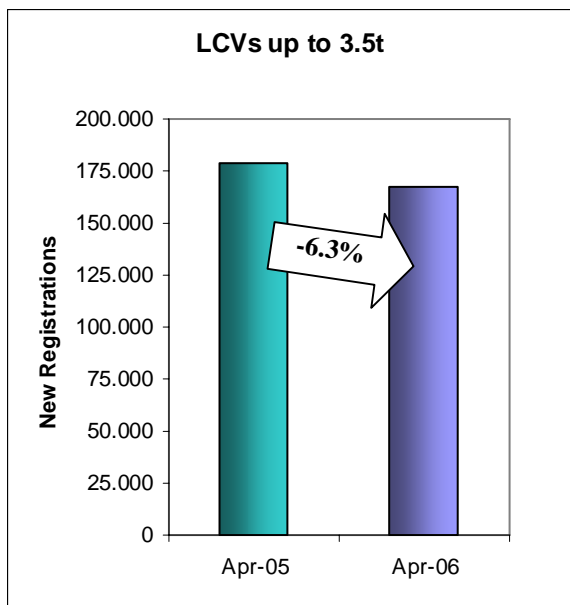
**PRESS EMBARGO FOR ALL DATA:
24 May 2006, 8.00 A.M. (6.00 A.M. GMT)**

Press Release

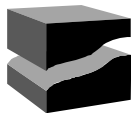
NEW COMMERCIAL VEHICLE REGISTRATIONS

April 2006

European Union + EFTA Countries



Next Press Release: Tuesday, 27 June 2006



ACEA

New Light Commercial Vehicles (LCVs) up to 3.5t

In total, 167,379 new LCVs were registered in Western Europe in April 2006, representing a decrease of -6.3% (and of -6.2% in the EU15) with respect to April 2005. This drop was anticipated, as the Easter break this year fell in April, depriving most markets of two trading days and even three in the case of Germany, Spain and the Nordic countries.

Looking at markets individually, Italy (+9.3%), Germany (+8.5%), Sweden (+2.9%) and Austria (+0.9%) posted positive results, while all the other EU-15 countries reported losses, ranging from -1.8% in Finland to -22.3% in Belgium.

Cumulative figures for the first four months of 2006 show a market in progression of +3.5%, with Sweden (+17.6%), Germany (+15.6%) and Denmark (+15.2%) reporting the most sizeable growth.

New Heavy Commercial Vehicles (HCVs) over 16t (excluding Buses&Coaches)

New heavy truck registrations in W.Europe reached 42,006 units, a rise of +83.5% (and +86.3% in the EU-15) compared to April 2005. This is due mainly to the entry into force of the legislation on digital tachographs on 1st of May, which has pushed fleet operators to speed purchases. Rises in individual markets reached levels as high as +249% in Ireland. Only two countries reported losses: Belgium (-34%) and Greece (-15.3%).

Cumulative figures are also on an upward trend, with an overall growth of 21.6% (and of 22.3% in the EU-15). Luxembourg (+82.5%) and Germany (+66.3%) top the ranking, and only Spain (-4.6%), France (-8.8%) and Belgium (-32.7%) show decreases.

New Commercial Vehicles over 3.5t (excluding Buses&Coaches)

Because of the chaotic implementation of the rules on digital tachographs, the market of new trucks above 3.5t experienced significant growth in April 2006, which ended with 57,371 vehicles registered, a rise of +75.4% (and of +78.8% in the EU-15) with respect to April 2005. Two countries posted increases over 200%: Portugal (215.1%) and Luxembourg (+205.8%). Only Italy (-5.3%) and Belgium (-33.5%) reported losses.

Cumulative figures show an overall increase of 21.5% (and of +22.1% in the EU-15) in a market which has suffered from the distortion factor explained above.

New Buses&Coaches

A similar situation applies to the market of new medium and heavy buses and coaches, which saw 4,177 vehicles registered in April 2006, a rise of +54.6% (and of +58.4% in the EU-15) with respect to the same period last year. The most impressive growth was reported by Austria (+431%) followed by Ireland (+279.3%). Four countries posted losses, with the Netherlands (-38.5%) recording the most severe drop.

Cumulative figures show an increase of +13.1% (and of +14.8% in the EU-15), with Austria as best performer (+96.3%) and four countries, led by Belgium (-26.2%), reporting losses.



ACEA

Press Release

**PRESS EMBARGO FOR ALL DATA :
8.00 A.M.(6.00 A.M. GMT), 24 May 2006**

PROVISIONAL

EU + EFTA COUNTRIES REGISTRATION FIGURES BY MARKET NEW LIGHT COMMERCIAL VEHICLES up to 3.5t*

24/05/06

	April '06	April '05	% Change	Jan-April '06	Jan-April '05	% Change
AUSTRIA	2.908	2.882	0,9%	9.980	9.154	9,0%
BELGIUM	5.269	6.778	-22,3%	23.355	24.779	-5,7%
DENMARK	4.519	4.972	-9,1%	19.763	17.155	15,2%
FINLAND	1.222	1.244	-1,8%	5.598	5.146	8,8%
FRANCE	37.386	39.097	-4,4%	153.746	148.180	3,8%
GERMANY	16.129	14.862	8,5%	62.409	53.976	15,6%
GREECE	1.836	2.064	-11,0%	8.615	8.189	5,2%
IRELAND	3.631	3.907	-7,1%	22.043	19.784	11,4%
ITALY*	21.400	19.584	9,3%	76.836	73.182	5,0%
LUXEMBOURG	249	261	-4,6%	1.061	1.094	-3,0%
NETHERLANDS	5.165	5.871	-12,0%	25.696	28.071	-8,5%
PORTUGAL	4.998	5.522	-9,5%	21.828	22.670	-3,7%
SPAIN	31.251	35.797	-12,7%	130.984	126.948	3,2%
SWEDEN	3.427	3.330	2,9%	12.259	10.427	17,6%
UNITED KINGDOM	23.198	27.131	-14,5%	110.582	113.008	-2,1%
EUROPEAN UNION	162.588	173.302	-6,2%	684.755	661.763	3,5%
ICELAND	305	151	102,0%	675	398	69,6%
NORWAY	2.720	3.104	-12,4%	12.302	11.007	11,8%
SWITZERLAND	1.766	2.121	-16,7%	7.042	7.458	-5,6%
EFTA	4.791	5.376	-10,9%	20.019	18.863	6,1%
WEST. EUROPE	167.379	178.678	-6,3%	704.774	680.626	3,5%

(*) : For Italy, delivery figures

For further information, please call:

Mr. Alfredo Filippone - Director of Communications - Tel. + 32 2 738 73 45

Ms. Joanna Smolinska - Manager Economics & Statistics - Tel. + 32 2 738 73 55

ACEA

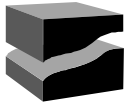
Association des
Constructeurs
Européens
d'Automobiles

Rue du Noyer 211
B-1000 Bruxelles
Tel (32 2) 732 55 50
Fax (32 2) 738 73 10
(32 2) 738 73 11

This information is available on ACEA's website:

<http://www.acea.be>

Next Press Release on Commercial Vehicles to be issued on 27 June 2006



ACEA

Press Release

**PRESS EMBARGO FOR ALL DATA :
8.00 A.M.(6.00 A.M. GMT), 24 May 2006**

PROVISIONAL

EU + EFTA COUNTRIES REGISTRATION FIGURES BY MARKET NEW HEAVY COMMERCIAL VEHICLES of 16t and over*

24/05/06

	April '06	April '05	% Change	Jan-April '06	Jan-April '05	% Change
AUSTRIA	2.315	813	184,7%	4.201	3.060	37,3%
BELGIUM	535	810	-34,0%	2.428	3.608	-32,7%
DENMARK	744	468	59,0%	1.817	1.580	15,0%
FINLAND	512	258	98,4%	1.215	963	26,2%
FRANCE	4.941	3.949	25,1%	14.546	15.956	-8,8%
GERMANY	15.791	6.034	161,7%	31.658	19.039	66,3%
GREECE	105	124	-15,3%	412	402	2,5%
IRELAND	262	75	249,3%	538	352	52,8%
ITALY	1.948	1.916	1,7%	8.948	8.719	2,6%
LUXEMBOURG	298	89	234,8%	666	365	82,5%
NETHERLANDS	2.636	1.157	127,8%	7.097	5.025	41,2%
PORTUGAL	858	252	240,5%	1.807	1.154	56,6%
SPAIN	2.992	2.732	9,5%	9.673	10.136	-4,6%
SWEDEN	589	458	28,6%	1.808	1.463	23,6%
UNITED KINGDOM	6.836	3.070	122,7%	14.829	11.257	31,7%
EUROPEAN UNION	41.362	22.205	86,3%	101.643	83.079	22,3%
ICELAND	15	24	-37,5%	94	84	11,9%
NORWAY	342	352	-2,8%	1.168	1.203	-2,9%
SWITZERLAND	287	314	-8,6%	895	998	-10,3%
EFTA	644	690	-6,7%	2.157	2.285	-5,6%
WEST. EUROPE	42.006	22.895	83,5%	103.800	85.364	21,6%

(*) : Excluding Buses and Coaches

For further information, please call:

Mr. Alfredo Filippone - Director of Communications - Tel. + 32 2 738 73 45

Ms. Joanna Smolinska - Manager Economics & Statistics - Tel. + 32 2 738 73 55

ACEA

Association des
Constructeurs
Européens
d'Automobiles

Rue du Noyer 211
B-1000 Bruxelles
Tel (32 2) 732 55 50
Fax (32 2) 738 73 10
(32 2) 738 73 11

This information is available on ACEA's website:

<http://www.acea.be>



ACEA

Press Release

**PRESS EMBARGO FOR ALL DATA :
8.00 A.M.(6.00 A.M. GMT), 24 May 2006**

PROVISIONAL

EU + EFTA COUNTRIES REGISTRATION FIGURES BY MARKET NEW MEDIUM & HEAVY COMMERCIAL VEHICLES over 3.5t*

24/05/06

	April '06	April '05	% Change	Jan-April '06	Jan-April '05	% Change
AUSTRIA	2.504	874	186,5%	4.539	3.270	38,8%
BELGIUM	731	1.099	-33,5%	3.388	4.553	-25,6%
DENMARK	812	564	44,0%	2.062	1.857	11,0%
FINLAND	263	213	23,5%	930	757	22,9%
FRANCE	5.747	4.826	19,1%	17.647	19.274	-8,4%
GERMANY	22.451	9.648	132,7%	46.519	30.748	51,3%
GREECE	223	210	6,2%	810	754	7,4%
IRELAND	1.509	539	180,0%	3.747	2.400	56,1%
ITALY	2.663	2.811	-5,3%	12.267	12.131	1,1%
LUXEMBOURG	315	103	205,8%	715	432	65,5%
NETHERLANDS	2.931	1.331	120,2%	7.963	5.705	39,6%
PORTUGAL	1.065	338	215,1%	2.432	1.560	55,9%
SPAIN	3.795	3.415	11,1%	12.591	12.924	-2,6%
SWEDEN	800	552	44,9%	2.297	1.772	29,6%
UNITED KINGDOM	10.751	5.110	110,4%	24.623	18.603	32,4%
EUROPEAN UNION	56.560	31.633	78,8%	142.530	116.740	22,1%
ICELAND	24	54	-55,6%	156	214	-27,1%
NORWAY	432	599	-27,9%	2.165	1.869	15,8%
SWITZERLAND	355	423	-16,1%	1.138	1.306	-12,9%
EFTA	811	1.076	-24,6%	3.459	3.389	2,1%
WEST. EUROPE	57.371	32.709	75,4%	145.989	120.129	21,5%

(*) : Excluding Buses and Coaches

For further information, please call:

Mr. Alfredo Filippone - Director of Communications - Tel. + 32 2 738 73 45

Ms. Joanna Smolinska - Manager Economics & Statistics - Tel. + 32 2 738 73 55

ACEA

Association des
Constructeurs
Européens
d'Automobiles

Rue du Noyer 211
B-1000 Bruxelles
Tel (32 2) 732 55 50
Fax (32 2) 738 73 10
(32 2) 738 73 11

This information is available on ACEA's website:

<http://www.acea.be>



ACEA

Press Release

**PRESS EMBARGO FOR ALL DATA :
8.00 A.M.(6.00 A.M. GMT), 24 May 2006**

PROVISIONAL

EU + EFTA COUNTRIES REGISTRATION FIGURES BY MARKET NEW MEDIUM & HEAVY BUSES & COACHES over 3.5t

24/05/06

	April '06	April '05	% Change	Jan-April '06	Jan-April '05	% Change
AUSTRIA	170	32	431,3%	373	190	96,3%
BELGIUM	81	89	-9,0%	301	408	-26,2%
DENMARK	38	27	40,7%	137	114	20,2%
FINLAND	59	41	43,9%	176	183	-3,8%
FRANCE	494	379	30,3%	1.938	1.848	4,9%
GERMANY	1.211	438	176,5%	2.432	1.868	30,2%
GREECE	64	66	-3,0%	225	188	19,7%
IRELAND	110	29	279,3%	211	124	70,2%
ITALY	589	429	37,3%	2.270	1.837	23,6%
LUXEMBOURG	23	9	155,6%	97	88	10,2%
NETHERLANDS	64	104	-38,5%	301	289	4,2%
PORTUGAL	125	46	171,7%	276	214	29,0%
SPAIN	409	362	13,0%	1.167	1.227	-4,9%
SWEDEN	76	87	-12,6%	194	200	-3,0%
UNITED KINGDOM	565	437	29,3%	1.724	1.522	13,3%
EUROPEAN UNION	4.078	2.575	58,4%	11.822	10.300	14,8%
ICELAND	4	2	100,0%	5	10	-50,0%
NORWAY	64	63	1,6%	260	310	-16,1%
SWITZERLAND	31	62	-50,0%	113	166	-31,9%
EFTA	99	127	-22,0%	378	486	-22,2%
WEST. EUROPE	4.177	2.702	54,6%	12.200	10.786	13,1%

For further information, please call:

Mr. Alfredo Filippone - Director of Communications - Tel. + 32 2 738 73 45

Ms. Joanna Smolinska - Manager Economics & Statistics - Tel. + 32 2 738 73 55

ACEA

This information is available on ACEA's website:

<http://www.acea.be>

Association des

Constructeurs

Européens

d'Automobiles

Rue du Noyer 211

B-1000 Bruxelles

Tel (32 2) 732 55 50

Fax (32 2) 738 73 10

(32 2) 738 73 11