



ACEA

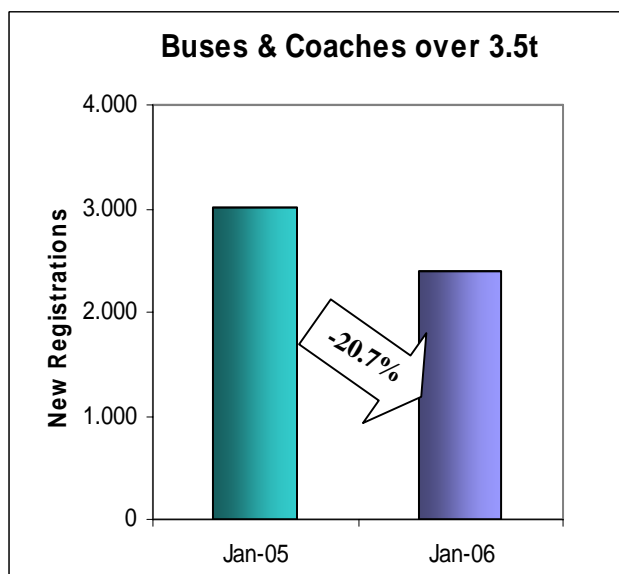
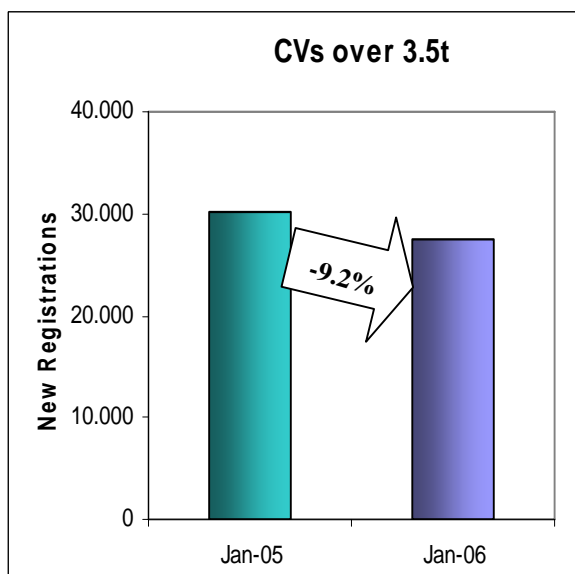
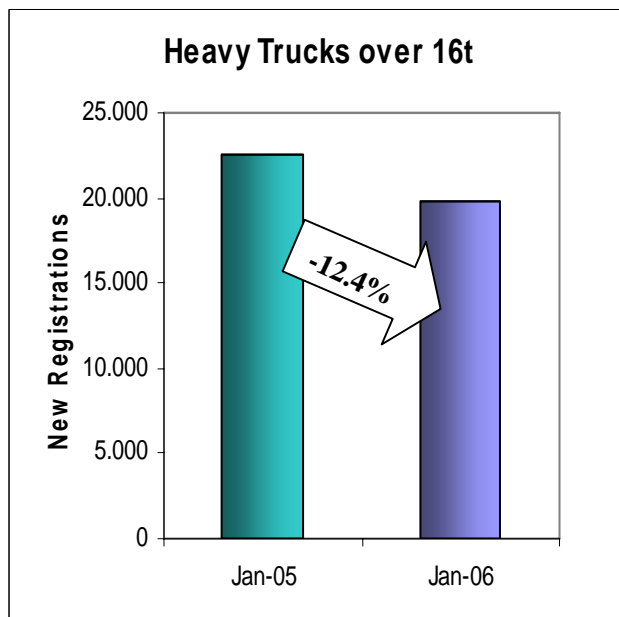
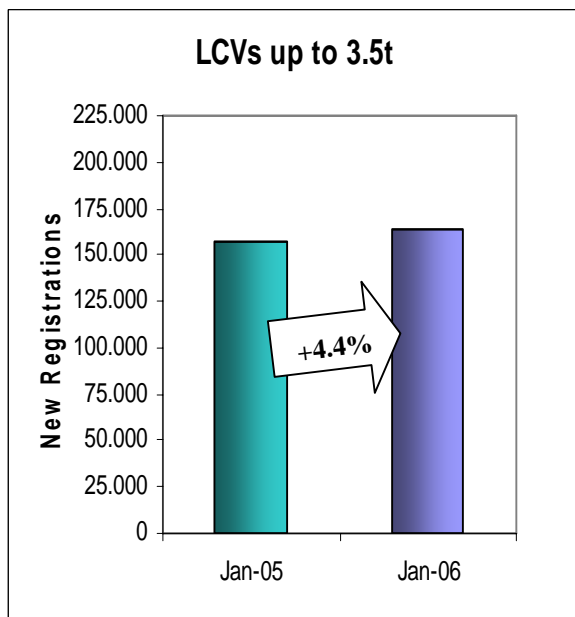
**PRESS EMBARGO FOR ALL DATA:
24 February 2006, 8.00 A.M. (7.00 A.M. GMT)**

Press Release

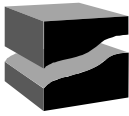
NEW COMMERCIAL VEHICLE REGISTRATIONS

January 2006

European Union + EFTA Countries



Next Press Release: Friday, 24 March 2006



A C E A

New Light Commercial Vehicles (LCVs) up to 3.5t

In total, 163.530 new LCVs were registered in W.Europe in January 2006, representing a rise of +4.4% relative to the same month last year (and of + 4.2% for the EU-15). This result, although influenced by one extra working day across the region, is an encouraging start of the year.

Looking at the markets individually, two out of the five main countries reported substantial increases in new registrations in January: Germany (+25.4%) and France (+11.6%). Spain (-1.3%), Italy (-2.2%) and the UK (-2.4%) reported contained losses. Growth was also robust in Sweden (+23.8%) and Ireland (+19.5%). The Netherlands (-19.8%), Portugal (-9%) and Luxembourg (-3.9%) were the only other countries among EU-15 reporting losses.

New Heavy Commercial Vehicles (HCVs) over 16t (excluding Buses & Coaches)

New heavy truck registrations in W.Europe reached 19.769 units in January, a drop of -12.4% compared with the same month last year (-11.9% in the EU-15). This fall resulted by the negative figures posted by four of the five main markets: France (-33.9%), Spain (-32.8%), Italy (-6.5%) and the UK (-1.1%). Also other smaller markets, like Austria (-44.9%) and Belgium (-44%) reported sizeable losses. In contrast, Germany showed substantial growth (+12.8%), similarly to other countries, like Finland and Ireland (both +18.8%), Sweden (+17.8%) and the Netherlands (+13.1%).

New Commercial Vehicles over 3.5t (excluding Buses & Coaches)

Reflecting the same trend and the same patchy situation, new commercial vehicles above 3.5t registrations in W. Europe reached 27.428 units in January, a fall of -9.2% compared to the same month last year (-9.1% for the EU-15). This decrease resulted essentially from a slow start of the year in France (-31.4%), Spain (-25.4%), Italy (-7.4%), the UK (-2.1%) and some smaller markets such as Austria (-44.4%) and Belgium (-36%). On the contrary, Germany ended the month with a positive figure (+9.6%) and some other countries, like Sweden (+24.4%) and Finland (+21.7%) reported sizeable growth.

New Buses & Coaches over 3.5t

Registrations of new medium and heavy buses and coaches in W. Europe reached 2.386 units in January, representing a decrease of - 20.7% relative to the same month last year (-20.1% for the EU-15). With the exceptions of Sweden (+34%), the Netherlands (+17.1%) and Austria (+7.7%), all the other EU-15 countries reported losses, comprised between -61.5% in Finland and -9.1% in Luxembourg.



ACEA

Press Release

**PRESS EMBARGO FOR ALL DATA :
8.00 A.M.(7.00 A.M. GMT), 24 February 2006**

PROVISIONAL

EU + EFTA COUNTRIES REGISTRATION FIGURES BY MARKET NEW LIGHT COMMERCIAL VEHICLES up to 3.5t*

24/02/06

	January '06	January '05	% Change	Jan-Jan '06	Jan-Jan '05	% Change
AUSTRIA	2.031	1.973	2,9%	2.031	1.973	2,9%
BELGIUM	6.633	5.903	12,4%	6.633	5.903	12,4%
DENMARK	4.383	4.037	8,6%	4.383	4.037	8,6%
FINLAND	1.675	1.573	6,5%	1.675	1.573	6,5%
FRANCE	37.199	33.326	11,6%	37.199	33.326	11,6%
GERMANY	14.955	11.926	25,4%	14.955	11.926	25,4%
GREECE	2.470	2.183	13,1%	2.470	2.183	13,1%
IRELAND	8.363	6.996	19,5%	8.363	6.996	19,5%
ITALY*	15.719	16.068	-2,2%	15.719	16.068	-2,2%
LUXEMBOURG	270	281	-3,9%	270	281	-3,9%
NETHERLANDS	8.593	10.717	-19,8%	8.593	10.717	-19,8%
PORTUGAL	5.327	5.856	-9,0%	5.327	5.856	-9,0%
SPAIN	27.122	27.483	-1,3%	27.122	27.483	-1,3%
SWEDEN	2.467	1.992	23,8%	2.467	1.992	23,8%
UNITED KINGDOM	21.441	21.970	-2,4%	21.441	21.970	-2,4%
EUROPEAN UNION	158.648	152.284	4,2%	158.648	152.284	4,2%
ICELAND	176	127	38,6%	176	127	38,6%
NORWAY	3.156	2.424	30,2%	3.156	2.424	30,2%
SWITZERLAND	1.550	1.789	-13,4%	1.550	1.789	-13,4%
EFTA	4.882	4.340	12,5%	4.882	4.340	12,5%
WEST. EUROPE	163.530	156.624	4,4%	163.530	156.624	4,4%

(*) : For Italy, delivery figures

For further information, please call:

Mr. Alfredo Filippone - Director of Communications - Tel. (322) 738.73.45

Mrs. Anne Pouchous - Director Statistics & Economics - Tel. (322) 738.73.55

ACEA

Association des
Constructeurs
Européens
d'Automobiles

Rue du Noyer 211
B-1000 Bruxelles
Tel (32 2) 732 55 50
Fax (32 2) 738 73 10
(32 2) 738 73 11

This information is available on ACEA's website:

<http://www.acea.be>

Next Press Release on Commercial Vehicles to be issued on 24 March 2006



ACEA

Press Release

**PRESS EMBARGO FOR ALL DATA :
8.00 A.M.(7.00 A.M. GMT), 24 February 2006**

PROVISIONAL

EU + EFTA COUNTRIES REGISTRATION FIGURES BY MARKET NEW HEAVY COMMERCIAL VEHICLES of 16t and over*

24/02/06

	January '06	January '05	% Change	Jan-Jan '06	Jan-Jan '05	% Change
AUSTRIA	507	920	-44,9%	507	920	-44,9%
BELGIUM	708	1.265	-44,0%	708	1.265	-44,0%
DENMARK	413	383	7,8%	413	383	7,8%
FINLAND	342	288	18,8%	342	288	18,8%
FRANCE	3.175	4.802	-33,9%	3.175	4.802	-33,9%
GERMANY	4.842	4.292	12,8%	4.842	4.292	12,8%
GREECE	91	91	0,0%	91	91	0,0%
IRELAND	589	496	18,8%	589	496	18,8%
ITALY	2.097	2.242	-6,5%	2.097	2.242	-6,5%
LUXEMBOURG	82	63	30,2%	82	63	30,2%
NETHERLANDS	1.790	1.583	13,1%	1.790	1.583	13,1%
PORTUGAL	313	344	-9,0%	313	344	-9,0%
SPAIN	1.670	2.486	-32,8%	1.670	2.486	-32,8%
SWEDEN	358	304	17,8%	358	304	17,8%
UNITED KINGDOM	2.293	2.318	-1,1%	2.293	2.318	-1,1%
EUROPEAN UNION	19.270	21.877	-11,9%	19.270	21.877	-11,9%
ICELAND	17	12	41,7%	17	12	41,7%
NORWAY	277	388	-28,6%	277	388	-28,6%
SWITZERLAND	205	278	-26,3%	205	278	-26,3%
EFTA	499	678	-26,4%	499	678	-26,4%
WEST. EUROPE	19.769	22.555	-12,4%	19.769	22.555	-12,4%

(*) : Excluding Buses and Coaches

For further information, please call:

Mr. Alfredo Filippone - Director of Communications - Tel. (322) 738.73.45

Mrs. Anne Pouchous - Director Statistics & Economics - Tel. (322) 738.73.55

ACEA

Association des
Constructeurs
Européens
d'Automobiles

Rue du Noyer 211
B-1000 Bruxelles
Tel (32 2) 732 55 50
Fax (32 2) 738 73 10
(32 2) 738 73 11

This information is available on ACEA's website:

<http://www.acea.be>



ACEA

Press Release

**PRESS EMBARGO FOR ALL DATA :
8.00 A.M.(7.00 A.M. GMT), 24 February 2006**

PROVISIONAL

EU + EFTA COUNTRIES REGISTRATION FIGURES BY MARKET NEW MEDIUM & HEAVY COMMERCIAL VEHICLES over 3.5t*

24/02/06

	January '06	January '05	% Change	Jan-Jan '06	Jan-Jan '05	% Change
AUSTRIA	548	986	-44,4%	548	986	-44,4%
BELGIUM	964	1.506	-36,0%	964	1.506	-36,0%
DENMARK	471	438	7,5%	471	438	7,5%
FINLAND	493	405	21,7%	493	405	21,7%
FRANCE	3.827	5.577	-31,4%	3.827	5.577	-31,4%
GERMANY	7.290	6.649	9,6%	7.290	6.649	9,6%
GREECE	169	175	-3,4%	169	175	-3,4%
IRELAND	916	786	16,5%	916	786	16,5%
ITALY	2.839	3.066	-7,4%	2.839	3.066	-7,4%
LUXEMBOURG	95	84	13,1%	95	84	13,1%
NETHERLANDS	2.005	1.792	11,9%	2.005	1.792	11,9%
PORTUGAL	428	452	-5,3%	428	452	-5,3%
SPAIN	2.326	3.120	-25,4%	2.326	3.120	-25,4%
SWEDEN	454	365	24,4%	454	365	24,4%
UNITED KINGDOM	3.846	3.929	-2,1%	3.846	3.929	-2,1%
EUROPEAN UNION	26.671	29.330	-9,1%	26.671	29.330	-9,1%
ICELAND	30	45	-33,3%	30	45	-33,3%
NORWAY	464	511	-9,2%	464	511	-9,2%
SWITZERLAND	263	327	-19,6%	263	327	-19,6%
EFTA	757	883	-14,3%	757	883	-14,3%
WEST. EUROPE	27.428	30.213	-9,2%	27.428	30.213	-9,2%

(*) : Excluding Buses and Coaches

For further information, please call:

Mr. Alfredo Filippone - Director of Communications - Tel. (322) 738.73.45

Mrs. Anne Pouchous - Director Statistics & Economics - Tel. (322) 738.73.55

ACEA

Association des

Constructeurs

Européens

d'Automobiles

Rue du Noyer 211

B-1000 Bruxelles

Tel (32 2) 732 55 50

Fax (32 2) 738 73 10

(32 2) 738 73 11

This information is available on ACEA's website:

<http://www.acea.be>



ACEA

Press Release

**PRESS EMBARGO FOR ALL DATA :
8.00 A.M.(7.00 A.M. GMT), 24 February 2006**

PROVISIONAL

EU + EFTA COUNTRIES REGISTRATION FIGURES BY MARKET NEW MEDIUM & HEAVY BUSES & COACHES over 3.5t

24/02/06

	January '06	January '05	% Change	Jan-Jan '06	Jan-Jan '05	% Change
AUSTRIA	84	78	7,7%	84	78	7,7%
BELGIUM	88	134	-34,3%	88	134	-34,3%
DENMARK	25	43	-41,9%	25	43	-41,9%
FINLAND	20	52	-61,5%	20	52	-61,5%
FRANCE	561	640	-12,3%	561	640	-12,3%
GERMANY	401	565	-29,0%	401	565	-29,0%
GREECE	31	46	-32,6%	31	46	-32,6%
IRELAND	30	55	-45,5%	30	55	-45,5%
ITALY	442	487	-9,2%	442	487	-9,2%
LUXEMBOURG	40	44	-9,1%	40	44	-9,1%
NETHERLANDS	41	35	17,1%	41	35	17,1%
PORTUGAL	67	78	-14,1%	67	78	-14,1%
SPAIN	148	242	-38,8%	148	242	-38,8%
SWEDEN	63	47	34,0%	63	47	34,0%
UNITED KINGDOM	259	334	-22,5%	259	334	-22,5%
EUROPEAN UNION	2.300	2.880	-20,1%	2.300	2.880	-20,1%
ICELAND	4	8	-50,0%	4	8	-50,0%
NORWAY	55	81	-32,1%	55	81	-32,1%
SWITZERLAND	27	39	-30,8%	27	39	-30,8%
EFTA	86	128	-32,8%	86	128	-32,8%
WEST. EUROPE	2.386	3.008	-20,7%	2.386	3.008	-20,7%

For further information, please call:

Mr. Alfredo Filippone - Director of Communications - Tel. (322) 738.73.45

Mrs. Anne Pouchous - Director Statistics & Economics - Tel. (322) 738.73.55

ACEA

This information is available on ACEA's website:
<http://www.acea.be>

Association des

Constructeurs

Européens

d'Automobiles

Rue du Noyer 211

B-1000 Bruxelles

Tel (32 2) 732 55 50

Fax (32 2) 738 73 10

(32 2) 738 73 11