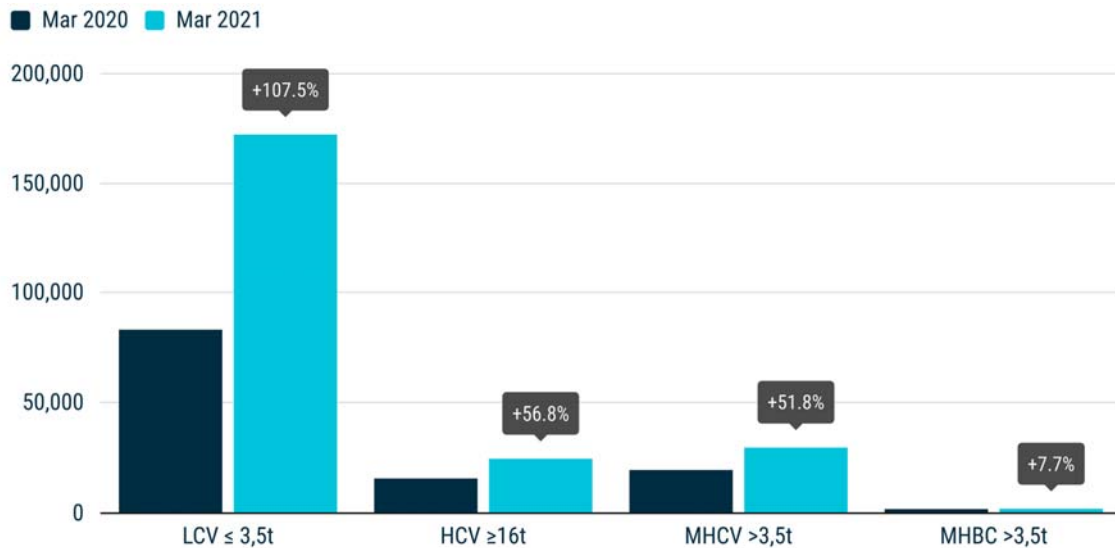


PRESS EMBARGO: 8.00 AM (6.00 AM GMT), 29 April 2021

NEW COMMERCIAL VEHICLE REGISTRATIONS EUROPEAN UNION March 2021



Commercial vehicle registrations: +21.6% first quarter of 2021; +95.3% in March

Total new commercial vehicles

In March 2021, new commercial vehicle registrations in the European Union jumped by 95.3% (primarily due to last year's low base of comparison) to reach 204,046 units. Nearly all EU countries posted double or triple-digit percentage gains, including the four major markets. Italy, among the first to impose restrictions as the pandemic emerged in 2020, recorded the highest increase (+215.3%), followed by France (+166.7%), Spain (+151.7%) and Germany (+34.2%).

During the first quarter of 2021, the EU commercial vehicle market expanded by 21.6%, with 501,703 units registered in total. These results were boosted by last month's upturn. As a result, all key markets improved their cumulative performances, with France (+32.6%), Spain (+11.1%) and Germany (+4.9%) moving back into positive territory and Italy further consolidating its positive result (+38.0%).

New light commercial vehicles (LCV) up to 3.5t¹

March sales of new vans in the EU were more than double (+107.5%) the levels seen in 2020, totalling 172,288 units. Last month's results also outperformed March 2019 volumes, when 165,455 vans were sold. Three of the four largest markets in the region recorded triple-digit increases: Italy (+268.9%), France (+183.3%) and Spain (+168.7%), while Germany also posted solid growth (+36.4%).

From January to March, registrations of light commercial vehicles surged by 23.6% across the European Union. The strong March results managed to offset the van segment's weak performance during the first two months of the year. Demand increased in each of the key markets during this three-month period: Italy (+41.9%), France (+35.4%), Spain (+11.6%) and Germany (+4.9%).

New heavy commercial vehicles (HCV) of 16t and over²

Last month, the number of heavy commercial vehicles registered across the European Union rose by 56.8% to 24,695 units. Poland – now the third EU market in volume terms – posted an impressive performance with a 127.3% increase. The four big Western European markets also provided a strong boost to the region's growth: Spain (+96.0%), Italy (+75.6%), France (+70.6%) and Germany (+30.2%).

Over the first three months of 2021, EU registrations of new heavy trucks increased by 18.1%, counting 63,390 units in total. The European Union's four major markets recorded double-digit percentage gains so far this year: Italy (+27.6%), Spain (+21.0%), France (+11.1%) and Germany (+10.1%).

New medium and heavy commercial vehicles (MHCV) over 3.5t³

In March, 29,779 new heavy commercial vehicles were registered in the European Union, a year-on-year increase of 51.8%. Three of the four largest EU markets posted gains of more than 70%: France (+73.1%), Italy (+71.3%) and Spain (+70.5%). With a 31.0% increase, Germany also made a sizeable contribution to the EU's overall performance last month.

In the first quarter of the year, EU registrations of new trucks rose by 15.3% compared to the year before. Looking at the major markets again, Italy saw the biggest increase (+25.4%), followed by France (+13.8%), Spain (+13.7%) and Germany (+7.1%).

New medium and heavy buses & coaches (MHBC) over 3.5t

March 2021 registrations of new buses and coaches in the European Union were 7.7% higher than in the same month last year. The four key EU markets posted mixed results last month. Registrations increased in France (+58.8%) and Italy (+6.1%), but at the same time the German (-13.0%) and Spanish (-1.0%) markets contracted.

Three months into 2021, European demand for buses and coaches fell by 12.6%, with 6,560 new vehicles registered in total across the EU. Spain (-38.9%), Germany (-20.8%) and Italy (-13.8%) posted significant losses so far in 2021, while France was the only major market recording growth (+3.8%).

¹ Including light buses & coaches.

² Excluding heavy buses & coaches.

³ Excluding medium and heavy buses & coaches.

P R E S S R E L E A S E

PRESS EMBARGO FOR ALL DATA :

8.00 AM (6.00 AM GMT), 29 April 2021

PROVISIONAL

**EU+EFTA+UK¹ NEW REGISTRATION FIGURES BY COUNTRY
NEW LIGHT COMMERCIAL VEHICLES (LCV) UP TO 3.5T²**

	March 2021	March 2020	% change 21/20	Jan-Mar 2021	Jan-Mar 2020	% change 21/20
AUSTRIA	5,409	1,886	186.8%	11,783	8,072	46.0%
BELGIUM	8,188	4,386	86.7%	22,359	19,248	16.2%
BULGARIA	585	365	60.3%	1,453	1,358	7.0%
CROATIA	809	539	50.1%	2,196	1,915	14.7%
CYPRUS	179	74	141.9%	459	419	9.5%
CZECH REPUBLIC	1,824	1,079	69.0%	4,304	3,650	17.9%
DENMARK	3,783	2,743	37.9%	8,494	8,035	5.7%
ESTONIA	453	288	57.3%	1,201	1,026	17.1%
FINLAND	1,445	1,221	18.3%	3,738	3,513	6.4%
FRANCE	47,588	16,799	183.3%	119,462	88,259	35.4%
GERMANY	28,470	20,876	36.4%	67,011	63,903	4.9%
GREECE	1,055	344	206.7%	2,441	1,577	54.8%
HUNGARY	2,088	2,081	0.3%	5,821	5,647	3.1%
IRELAND ³	3,002	1,431	109.8%	11,339	9,269	22.3%
ITALY ⁴	18,200	4,933	268.9%	46,200	32,555	41.9%
LATVIA	265	145	82.8%	591	489	20.9%
LITHUANIA	393	328	19.8%	948	925	2.5%
LUXEMBOURG	535	246	117.5%	1,385	1,119	23.8%
NETHERLANDS	7,564	6,285	20.4%	20,662	18,975	8.9%
POLAND	7,684	4,328	77.5%	18,082	13,389	35.1%
PORTUGAL	2,923	1,557	87.7%	7,062	6,636	6.4%
ROMANIA	1,146	984	16.5%	3,352	3,351	0.03%
SLOVAKIA	892	453	96.9%	1,837	1,621	13.3%
SLOVENIA	1,103	396	178.5%	2,902	2,176	33.4%
SPAIN	18,025	6,709	168.7%	40,535	36,324	11.6%
SWEDEN	8,680	2,555	239.7%	13,643	5,651	141.4%
EUROPEAN UNION	172,288	83,031	107.5%	419,260	339,102	23.6%
EU14 ⁵	154,867	71,971	115.2%	376,114	303,136	24.1%
EU12 ⁶	17,421	11,060	57.5%	43,146	35,966	20.0%
ICELAND	110	87	26.4%	261	303	-13.9%
NORWAY	3,381	2,753	22.8%	8,466	8,196	3.3%
SWITZERLAND	3,148	2,282	37.9%	7,795	6,961	12.0%
EFTA	6,639	5,122	29.6%	16,522	15,460	6.9%
UNITED KINGDOM	56,122	30,247	85.5%	97,356	67,907	43.4%
TOTAL (EU + EFTA + UK)	235,049	118,400	98.5%	533,138	422,469	26.2%
WESTERN EUROPE (EU14 + EFTA + UK)	217,628	107,340	102.7%	489,992	386,503	26.8%

SOURCE: NATIONAL AUTOMOBILE MANUFACTURERS' ASSOCIATIONS

¹ Data for Malta not available

² Including light buses and coaches

³ LCV ≤6t ⁴ ANFIA estimates

⁵ Member states before the 2004 enlargement

⁶ Member states having joined the EU since 2004



For further information, please contact: Francesca Piazza - Statistics Manager - E-mail: fp@acea.be

This information is available on the ACEA website: <http://www.acea.be>

Next press release: **Wednesday 26 May 2021**

P R E S S R E L E A S E

PRESS EMBARGO FOR ALL DATA :

8.00 AM (6.00 AM GMT), 29 April 2021

PROVISIONAL

EU+EFTA+UK NEW REGISTRATION FIGURES BY COUNTRY NEW HEAVY COMMERCIAL VEHICLES (HCV) OF 16T AND OVER¹

	March 2021	March 2020	% change 21/20	Jan-Mar 2021	Jan-Mar 2020	% change 21/20
AUSTRIA	805	459	75.4%	1,707	1,417	20.5%
BELGIUM	669	473	41.4%	1,890	1,819	3.9%
BULGARIA	227	123	84.6%	716	624	14.7%
CROATIA	116	47	146.8%	273	201	35.8%
CYPRUS	1	1	0.0%	17	11	54.5%
CZECH REPUBLIC	747	470	58.9%	1,686	1,421	18.6%
DENMARK	484	324	49.4%	1,120	1,021	9.7%
ESTONIA	83	32	159.4%	209	173	20.8%
FINLAND	238	206	15.5%	647	676	-4.3%
FRANCE	3,952	2,316	70.6%	10,219	9,200	11.1%
GERMANY	6,224	4,779	30.2%	14,995	13,617	10.1%
GREECE	37	31	19.4%	70	110	-36.4%
HUNGARY	373	201	85.6%	993	759	30.8%
IRELAND ²	243	236	3.0%	688	740	-7.0%
ITALY ³	1,993	1,135	75.6%	5,738	4,498	27.6%
LATVIA	125	44	184.1%	347	154	125.3%
LITHUANIA	558	350	59.4%	1,891	1,271	48.8%
LUXEMBOURG ⁴	118	63	87.3%	256	185	38.4%
NETHERLANDS	1,088	1,059	2.7%	3,220	3,354	-4.0%
POLAND	2,991	1,316	127.3%	6,930	4,258	62.8%
PORTUGAL	386	178	116.9%	940	718	30.9%
ROMANIA	509	291	74.9%	1,307	1,042	25.4%
SLOVAKIA	251	135	85.9%	664	503	32.0%
SLOVENIA	151	59	155.9%	476	412	15.5%
SPAIN	1,805	921	96.0%	5,019	4,148	21.0%
SWEDEN	521	504	3.4%	1,372	1,346	1.9%
EUROPEAN UNION	24,695	15,753	56.8%	63,390	53,678	18.1%
EU14	18,563	12,684	46.3%	47,881	42,849	11.7%
EU12	6,132	3,069	99.8%	15,509	10,829	43.2%
ICELAND	10	5	100.0%	25	22	13.6%
NORWAY	371	374	-0.8%	1,153	1,156	-0.3%
SWITZERLAND	336	285	17.9%	763	820	-7.0%
EFTA	717	664	8.0%	1,941	1,998	-2.9%
UNITED KINGDOM ⁵	4,178	4,055	3.0%	8,304	8,326	-0.3%
TOTAL (EU + EFTA + UK)	29,590	20,472	44.5%	73,635	64,002	15.1%
WESTERN EUROPE (EU14 + EFTA + UK)	23,458	17,403	34.8%	58,126	53,173	9.3%

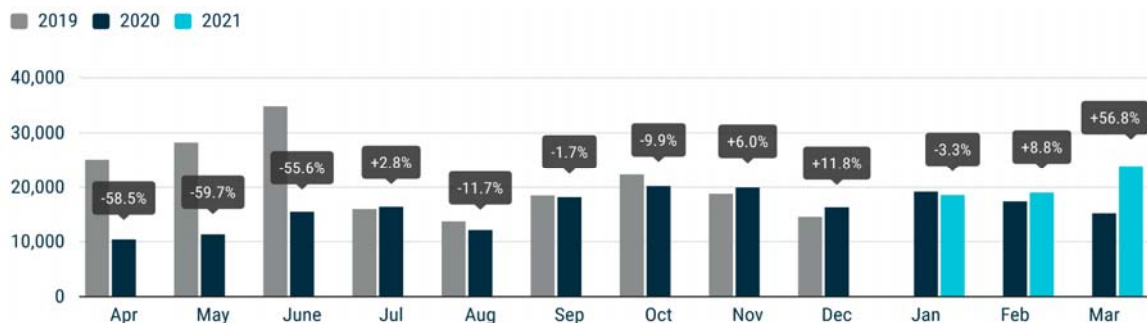
SOURCE: NATIONAL AUTOMOBILE MANUFACTURERS' ASSOCIATIONS

¹ Excluding heavy buses and coaches

² HCV ≥17t

³ ANFIA estimates based on vehicle registration certificates issued by the Italian Ministry of Transport

⁴ Estimates



P R E S S R E L E A S E

PRESS EMBARGO FOR ALL DATA :

8.00 AM (6.00 AM GMT), 29 April 2021

PROVISIONAL

**EU+EFTA+UK NEW REGISTRATION FIGURES BY COUNTRY
NEW MEDIUM AND HEAVY COMMERCIAL VEHICLES (MHCV) OVER 3.5T¹**

	March 2021	March 2020	% change 21/20	Jan-Mar 2021	Jan-Mar 2020	% change 21/20
AUSTRIA	819	474	72.8%	1,764	1,462	20.7%
BELGIUM	809	561	44.2%	2,263	2,202	2.8%
BULGARIA	239	130	83.8%	752	647	16.2%
CROATIA	132	62	112.9%	300	237	26.6%
CYPRUS	3	4	-25.0%	26	33	-21.2%
CZECH REPUBLIC	867	596	45.5%	1,972	1,813	8.8%
DENMARK	524	360	45.6%	1,226	1,121	9.4%
ESTONIA	85	39	117.9%	224	190	17.9%
FINLAND	362	314	15.3%	961	990	-2.9%
FRANCE	4,637	2,679	73.1%	11,987	10,536	13.8%
GERMANY	8,851	6,759	31.0%	21,027	19,635	7.1%
GREECE	64	69	-7.2%	131	171	-23.4%
HUNGARY	397	219	81.3%	1,055	856	23.2%
IRELAND	276	270	2.2%	777	851	-8.7%
ITALY ²	2,362	1,379	71.3%	6,748	5,380	25.4%
LATVIA	138	55	150.9%	373	177	110.7%
LITHUANIA ³	570	355	60.6%	1,925	1,305	47.5%
LUXEMBOURG	124	75	65.3%	285	248	14.9%
NETHERLANDS	1,230	1,200	2.5%	3,621	3,781	-4.2%
POLAND	3,213	1,504	113.6%	7,468	4,710	58.6%
PORTUGAL	435	210	107.1%	1,068	827	29.1%
ROMANIA	521	307	69.7%	1,347	1,078	25.0%
SLOVAKIA	284	149	90.6%	751	560	34.1%
SLOVENIA	171	65	163.1%	524	454	15.4%
SPAIN	2,078	1,219	70.5%	5,806	5,107	13.7%
SWEDEN	588	557	5.6%	1,502	1,465	2.5%
EUROPEAN UNION	29,779	19,611	51.8%	75,883	65,836	15.3%
EU14	23,159	16,126	43.6%	59,166	53,776	10.0%
EU12	6,620	3,485	90.0%	16,717	12,060	38.6%
ICELAND	18	9	100.0%	65	45	44.4%
NORWAY	523	472	10.8%	1,465	1,444	1.5%
SWITZERLAND	386	340	13.5%	901	976	-7.7%
EFTA	927	821	12.9%	2,431	2,465	-1.4%
UNITED KINGDOM ³	5,514	5,448	1.2%	11,083	11,555	-4.1%
TOTAL (EU + EFTA + UK)	36,220	25,880	40.0%	89,397	79,856	11.9%
WESTERN EUROPE (EU14 + EFTA + UK)	29,600	22,395	32.2%	72,680	67,796	7.2%

SOURCE: NATIONAL AUTOMOBILE MANUFACTURERS' ASSOCIATIONS

¹ Excluding buses and coaches over 3.5t

² ANFIA estimates based on vehicle registration certificates issued by the Italian Ministry of Transport

³ Estimates



For further information, please contact: Francesca Piazza - Statistics Manager - E-mail: fp@acea.be

This information is available on the ACEA website: <http://www.acea.be>

P R E S S R E L E A S E

PRESS EMBARGO FOR ALL DATA :

8.00 AM (6.00 AM GMT), 29 April 2021

PROVISIONAL

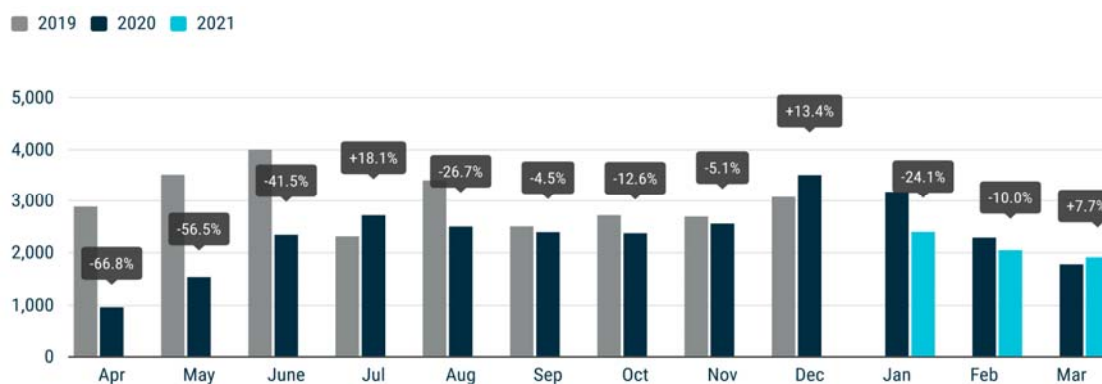
EU+EFTA+UK NEW REGISTRATION FIGURES BY COUNTRY
NEW MEDIUM AND HEAVY BUSES & COACHES (MHBC) OVER 3,5T

	March 2021	March 2020	% change 21/20	Jan-Mar 2021	Jan-Mar 2020	% change 21/20
AUSTRIA	86	73	17.8%	267	224	19.2%
BELGIUM	116	37	213.5%	241	226	6.6%
BULGARIA	1	19	-94.7%	4	55	-92.7%
CROATIA	15	4	275.0%	30	26	15.4%
CYPRUS	1	4	-75.0%	3	8	-62.5%
CZECH REPUBLIC	55	63	-12.7%	392	226	73.5%
DENMARK	19	33	-42.4%	109	108	0.9%
ESTONIA	11	27	-59.3%	43	72	-40.3%
FINLAND	9	10	-10.0%	31	61	-49.2%
FRANCE	405	255	58.8%	1,444	1,391	3.8%
GERMANY	422	485	-13.0%	1,273	1,608	-20.8%
GREECE	19	19	0.0%	59	113	-47.8%
HUNGARY	22	26	-15.4%	78	222	-64.9%
IRELAND	60	16	275.0%	121	57	112.3%
ITALY ¹	333	314	6.1%	977	1,134	-13.8%
LATVIA	9	1	800.0%	27	20	35.0%
LITHUANIA ²	21	9	133.3%	53	73	-27.4%
LUXEMBOURG	4	15	-73.3%	72	100	-28.0%
NETHERLANDS	34	62	-45.2%	103	228	-54.8%
POLAND	100	116	-13.8%	307	392	-21.7%
PORTUGAL	42	36	16.7%	141	196	-28.1%
ROMANIA	55	60	-8.3%	173	186	-7.0%
SLOVAKIA	18	9	100.0%	49	65	-24.6%
SLOVENIA	1	4	-75.0%	39	19	105.3%
SPAIN	96	97	-1.0%	362	592	-38.9%
SWEDEN	25	44	-43.2%	162	108	50.0%
EUROPEAN UNION	1,979	1,838	7.7%	6,560	7,510	-12.6%
EU14	1,670	1,496	11.6%	5,362	6,146	-12.8%
EU12	309	342	-9.6%	1,198	1,364	-12.2%
ICELAND	0	1	-100.0%	5	8	-37.5%
NORWAY	42	48	-12.5%	112	167	-32.9%
SWITZERLAND	34	26	30.8%	114	115	-0.9%
EFTA	76	75	1.3%	231	290	-20.3%
UNITED KINGDOM ²	276	898	-69.3%	672	1,743	-61.4%
TOTAL (EU + EFTA + UK)	2,331	2,811	-17.1%	7,463	9,543	-21.8%
WESTERN EUROPE (EU14 + EFTA + UK)	2,022	2,469	-18.1%	6,265	8,179	-23.4%

SOURCE: NATIONAL AUTOMOBILE MANUFACTURERS' ASSOCIATIONS

¹ ANFIA estimates based on vehicle registration certificates issued by the Italian Ministry of Transport

² Estimates



For further information, please contact: Francesca Piazza - Statistics Manager - E-mail: fp@acea.be

This information is available on the ACEA website: <http://www.acea.be>

PRESS RELEASE

PRESS EMBARGO FOR ALL DATA :

8.00 AM (6.00 AM GMT), 29 April 2021

PROVISIONAL

EU+EFTA+UK NEW REGISTRATION FIGURES BY COUNTRY TOTAL NEW COMMERCIAL VEHICLES

	March 2021	March 2020	% change 21/20	Jan-Mar 2021	Jan-Mar 2020	% change 21/20
AUSTRIA	6,314	2,433	159.5%	13,814	9,758	41.6%
BELGIUM	9,113	4,984	82.8%	24,863	21,676	14.7%
BULGARIA	825	514	60.5%	2,209	2,060	7.2%
CROATIA	956	605	58.0%	2,526	2,178	16.0%
CYPRUS	183	82	123.2%	488	460	6.1%
CZECH REPUBLIC	2,746	1,738	58.0%	6,668	5,689	17.2%
DENMARK	4,326	3,136	37.9%	9,829	9,264	6.1%
ESTONIA	549	354	55.1%	1,468	1,288	14.0%
FINLAND	1,816	1,545	17.5%	4,730	4,564	3.6%
FRANCE	52,630	19,733	166.7%	132,893	100,186	32.6%
GERMANY	37,743	28,120	34.2%	89,311	85,146	4.9%
GREECE	1,138	432	163.4%	2,631	1,861	41.4%
HUNGARY	2,507	2,326	7.8%	6,954	6,725	3.4%
IRELAND	3,338	1,717	94.4%	12,237	10,177	20.2%
ITALY	20,895	6,626	215.3%	53,925	39,069	38.0%
LATVIA	412	201	105.0%	991	686	44.5%
LITHUANIA	984	692	42.2%	2,926	2,303	27.1%
LUXEMBOURG	663	336	97.3%	1,742	1,467	18.7%
NETHERLANDS	8,828	7,547	17.0%	24,386	22,984	6.1%
POLAND	10,997	5,948	84.9%	25,857	18,491	39.8%
PORTUGAL	3,400	1,803	88.6%	8,271	7,659	8.0%
ROMANIA	1,722	1,351	27.5%	4,872	4,615	5.6%
SLOVAKIA	1,194	611	95.4%	2,637	2,246	17.4%
SLOVENIA	1,275	465	174.2%	3,465	2,649	30.8%
SPAIN	20,199	8,025	151.7%	46,703	42,023	11.1%
SWEDEN	9,293	3,156	194.5%	15,307	7,224	111.9%
EUROPEAN UNION	204,046	104,480	95.3%	501,703	412,448	21.6%
EU14	179,696	89,593	100.6%	440,642	363,058	21.4%
EU12	24,350	14,887	63.6%	61,061	49,390	23.6%
ICELAND	128	97	32.0%	331	356	-7.0%
NORWAY	3,946	3,273	20.6%	10,043	9,807	2.4%
SWITZERLAND	3,568	2,648	34.7%	8,810	8,052	9.4%
EFTA	7,642	6,018	27.0%	19,184	18,215	5.3%
UNITED KINGDOM	61,912	36,593	69.2%	109,111	81,205	34.4%
TOTAL (EU + EFTA + UK)	273,600	147,091	86.0%	629,998	511,868	23.1%
WESTERN EUROPE (EU14 + EFTA + UK)	249,250	132,204	88.5%	568,937	462,478	23.0%

SOURCE: NATIONAL AUTOMOBILE MANUFACTURERS' ASSOCIATIONS

