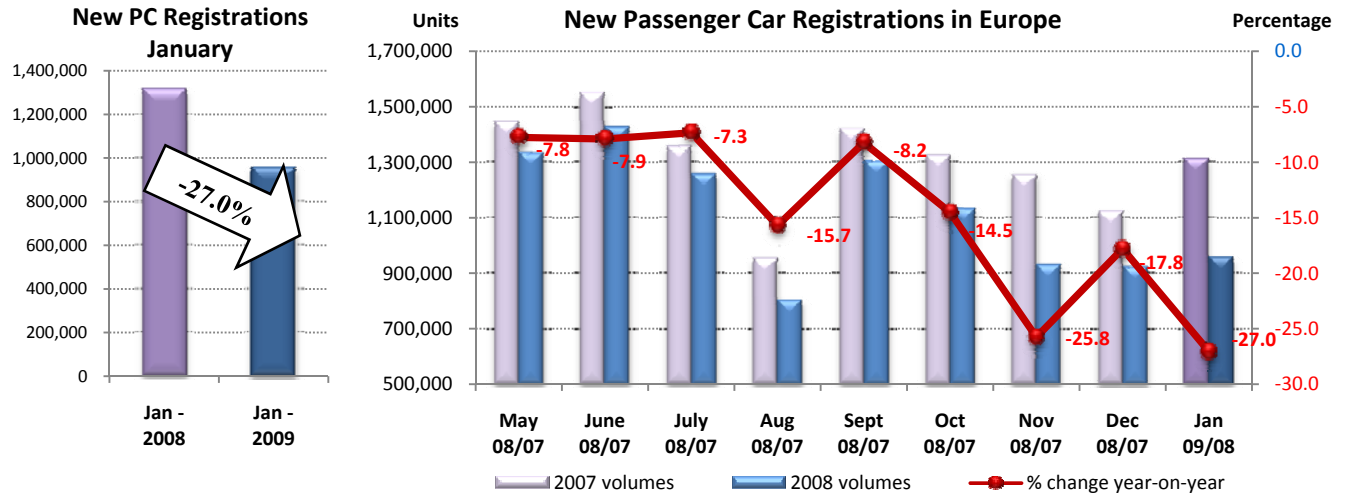




New Passenger Car Registrations *European Union + EFTA Countries*



*Not adjusted for working days

PASSENGER CARS: European registrations drop by 27% in January

New passenger car registrations in Europe* declined by 27% in January compared to the same month a year earlier, with all markets contributing negatively to the results. New registrations have now dropped 9 months in a row. In absolute numbers, January 2009 volumes reached 958,500** units, or the lowest level in two decades. Across Europe, the month counted on average 1.4 working days less than January 2008.

In Western Europe, 891,505** new passenger cars were registered, or 26.5% less compared to January last year. Iceland recorded the steepest fall (-88.1%), followed by Ireland (66.5%). With the exception of France (-7.9%), all markets faced a double-digit downturn. Looking at the major markets, Germany (-14.2%) fared the best after France, while the UK (-30.9%), Italy (-32.6%) and Spain (-41.6%) began 2009 with more important losses.

In the new EU Member States, demand for new passenger cars contracted by 34.0%. The Polish market registered the most new cars and recorded the smallest drop (-5.3%). All other markets declined strongly, including the larger markets such as Romania (-53.2%), Hungary (-52.3%) and the Czech Republic (-12.3%).

* EU27 + EFTA, data for Cyprus and Malta unavailable

** Figures updated on February 13, 9:40 am



ACEA
Association des
Constructeurs
Européens
d'Automobiles

Av. des Nerviens 85
B-1040 Bruxelles
Tel (32 2) 732 55 50
Fax (32 2) 738 73 10
(32 2) 738 73 11

Press Release

**PRESS EMBARGO FOR ALL DATA :
8.00 A.M.(7.00 A.M GMT), February 13, 2009**

PROVISIONAL NEW PASSENGER CAR REGISTRATIONS BY MARKET EUROPE (EU* + EFTA)

*** Figures for Austria updated on February 13, 9:40 am

13/02/09

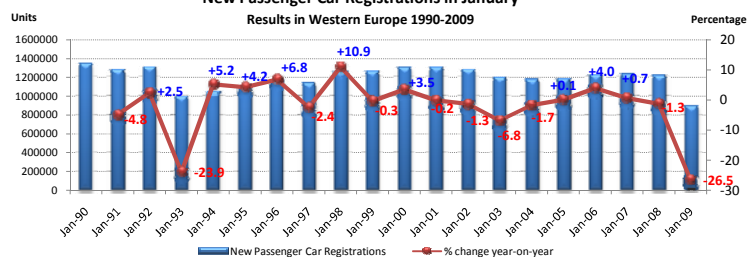
| | January '09 | January '08 | % Chg 09/08 | Jan - '09 | Jan - '08 | % Chg 09/08 |
|-------------------------------|----------------|------------------|--------------|----------------|------------------|--------------|
| AUSTRIA*** | 18,992 | 21,884 | -13.2 | 18,992 | 21,884 | -13.2 |
| BELGIUM | 47,690 | 56,846 | -16.1 | 47,690 | 56,846 | -16.1 |
| DENMARK | 7,788 | 14,418 | -46.0 | 7,788 | 14,418 | -46.0 |
| FINLAND | 11,540 | 21,544 | -46.4 | 11,540 | 21,544 | -46.4 |
| FRANCE | 149,372 | 162,116 | -7.9 | 149,372 | 162,116 | -7.9 |
| GERMANY | 189,385 | 220,742 | -14.2 | 189,385 | 220,742 | -14.2 |
| GREECE | 20,247 | 33,567 | -39.7 | 20,247 | 33,567 | -39.7 |
| IRELAND | 15,929 | 47,609 | -66.5 | 15,929 | 47,609 | -66.5 |
| ITALY | 157,418 | 233,711 | -32.6 | 157,418 | 233,711 | -32.6 |
| LUXEMBURG** | 3,203 | 3,982 | -19.6 | 3,203 | 3,982 | -19.6 |
| NETHERLANDS | 56,375 | 66,329 | -15.0 | 56,375 | 66,329 | -15.0 |
| PORTUGAL | 9,021 | 15,845 | -43.1 | 9,021 | 15,845 | -43.1 |
| SPAIN | 59,385 | 101,621 | -41.6 | 59,385 | 101,621 | -41.6 |
| SWEDEN | 11,299 | 17,033 | -33.7 | 11,299 | 17,033 | -33.7 |
| UNITED KINGDOM | 112,087 | 162,097 | -30.9 | 112,087 | 162,097 | -30.9 |
| EUROPEAN UNION (EU15) | 869,731 | 1,179,344 | -26.3 | 869,731 | 1,179,344 | -26.3 |
| ICELAND | 170 | 1,432 | -88.1 | 170 | 1,432 | -88.1 |
| NORWAY | 5,353 | 9,901 | -45.9 | 5,353 | 9,901 | -45.9 |
| SWITZERLAND** | 16,251 | 21,599 | -24.8 | 16,251 | 21,599 | -24.8 |
| EFTA | 21,774 | 32,932 | -33.9 | 21,774 | 32,932 | -33.9 |
| EU15+EFTA | 891,505 | 1,212,276 | -26.5 | 891,505 | 1,212,276 | -26.5 |
| BULGARIA | 1,908 | 3,326 | -42.6 | 1,908 | 3,326 | -42.6 |
| CZECH REPUBLIC | 8,842 | 10,082 | -12.3 | 8,842 | 10,082 | -12.3 |
| ESTONIA | 952 | 2,477 | -61.6 | 952 | 2,477 | -61.6 |
| HUNGARY** | 5,962 | 12,492 | -52.3 | 5,962 | 12,492 | -52.3 |
| LATVIA | 494 | 2,191 | -77.5 | 494 | 2,191 | -77.5 |
| LITHUANIA | 744 | 2,273 | -67.3 | 744 | 2,273 | -67.3 |
| POLAND | 26,800 | 28,299 | -5.3 | 26,800 | 28,299 | -5.3 |
| ROMANIA | 13,813 | 29,495 | -53.2 | 13,813 | 29,495 | -53.2 |
| SLOVAKIA | 2,907 | 4,783 | -39.2 | 2,907 | 4,783 | -39.2 |
| SLOVENIA | 4,572 | 6,128 | -25.4 | 4,572 | 6,128 | -25.4 |
| EU (New Members) | 66,994 | 101,546 | -34.0 | 66,994 | 101,546 | -34.0 |
| EUROPEAN UNION* | 936,726 | 1,280,890 | -26.9 | 936,726 | 1,280,890 | -26.9 |
| TOTAL EUROPE (EU+EFTA) | 958,500 | 1,313,822 | -27.0 | 958,500 | 1,313,822 | -27.0 |

(*) EU27 including Bulgaria and Romania; data for Malta and Cyprus currently not available.

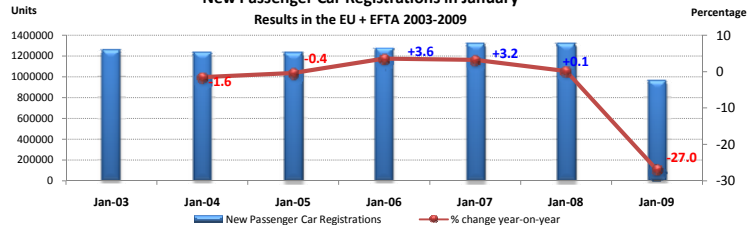
(**) ACEA estimates

For further information, please contact: Ms. Quynh-Nhu Huynh - Manager Economics & Communications - E-mail: qh@acea.be - Tel. (32) 2 738 73 55

New Passenger Car Registrations in January




New Passenger Car Registrations in January



Next press release: Friday, March 13, 2009

This information is available on the ACEA website: <http://www.acea.be>



ACEA

Press Release

PROVISIONAL

NEW PASSENGER CAR REGISTRATIONS BY MANUFACTURER WESTERN EUROPE (EU15 + EFTA Countries)

Updated on February 13, 9:40 am

13/02/09

| | January | | | | | January - | | | | |
|------------------------|-------------|-------------|----------------|------------------|--------------|-------------|-------------|----------------|------------------|--------------|
| | %Share | | Units | Units | % Chg | %Share | | Units | Units | % Chg |
| | '09 | '08 | '09 | '08 | 09/08 | '09 | '08 | '09 | '08 | 09/08 |
| ALL BRANDS** | | | 891,505 | 1,212,276 | -26.5 | | | 891,505 | 1,212,276 | -26.5 |
| VW Group | 20.6 | 18.7 | 184,083 | 226,655 | -18.8 | 20.6 | 18.7 | 184,083 | 226,655 | -18.8 |
| VOLKSWAGEN | 11.3 | 10.2 | 100,374 | 123,784 | -18.9 | 11.3 | 10.2 | 100,374 | 123,784 | -18.9 |
| AUDI | 5.1 | 3.9 | 45,124 | 47,860 | -5.7 | 5.1 | 3.9 | 45,124 | 47,860 | -5.7 |
| SEAT | 2.3 | 2.3 | 20,731 | 27,988 | -25.9 | 2.3 | 2.3 | 20,731 | 27,988 | -25.9 |
| SKODA | 2.0 | 2.2 | 17,701 | 26,712 | -33.7 | 2.0 | 2.2 | 17,701 | 26,712 | -33.7 |
| Other(1) | 0.0 | 0.0 | 153 | 311 | -50.8 | 0.0 | 0.0 | 153 | 311 | -50.8 |
| PSA Group | 13.7 | 13.4 | 122,214 | 162,517 | -24.8 | 13.7 | 13.4 | 122,214 | 162,517 | -24.8 |
| PEUGEOT | 7.2 | 7.1 | 64,459 | 85,742 | -24.8 | 7.2 | 7.1 | 64,459 | 85,742 | -24.8 |
| CITROEN | 6.5 | 6.3 | 57,755 | 76,775 | -24.8 | 6.5 | 6.3 | 57,755 | 76,775 | -24.8 |
| FORD Group | 11.0 | 10.3 | 97,927 | 124,630 | -21.4 | 11.0 | 10.3 | 97,927 | 124,630 | -21.4 |
| FORD | 9.5 | 8.6 | 85,014 | 103,835 | -18.1 | 9.5 | 8.6 | 85,014 | 103,835 | -18.1 |
| VOLVO | 1.4 | 1.7 | 12,913 | 20,795 | -37.9 | 1.4 | 1.7 | 12,913 | 20,795 | -37.9 |
| FIAT Group | 8.8 | 8.9 | 78,628 | 107,777 | -27.0 | 8.8 | 8.9 | 78,628 | 107,777 | -27.0 |
| FIAT | 7.0 | 7.3 | 62,465 | 88,059 | -29.1 | 7.0 | 7.3 | 62,465 | 88,059 | -29.1 |
| LANCIA | 0.9 | 0.9 | 7,824 | 10,973 | -28.7 | 0.9 | 0.9 | 7,824 | 10,973 | -28.7 |
| ALFA ROMEO | 0.9 | 0.7 | 7,826 | 8,026 | -2.5 | 0.9 | 0.7 | 7,826 | 8,026 | -2.5 |
| Other (2) | 0.1 | 0.1 | 513 | 719 | -28.7 | 0.1 | 0.1 | 513 | 719 | -28.7 |
| GM Group | 8.3 | 9.4 | 74,280 | 114,104 | -34.9 | 8.3 | 9.4 | 74,280 | 114,104 | -34.9 |
| OPEL/VAUXHALL | 6.9 | 7.8 | 61,886 | 94,038 | -34.2 | 6.9 | 7.8 | 61,886 | 94,038 | -34.2 |
| CHEVROLET | 1.1 | 1.1 | 9,824 | 13,793 | -28.8 | 1.1 | 1.1 | 9,824 | 13,793 | -28.8 |
| SAAB | 0.3 | 0.5 | 2,495 | 5,643 | -55.8 | 0.3 | 0.5 | 2,495 | 5,643 | -55.8 |
| GM (US) | 0.0 | 0.1 | 75 | 630 | -88.1 | 0.0 | 0.1 | 75 | 630 | -88.1 |
| RENAULT Group | 7.4 | 8.0 | 65,846 | 96,379 | -31.7 | 7.4 | 8.0 | 65,846 | 96,379 | -31.7 |
| RENAULT | 6.5 | 7.2 | 57,910 | 87,741 | -34.0 | 6.5 | 7.2 | 57,910 | 87,741 | -34.0 |
| DACIA | 0.9 | 0.7 | 7,936 | 8,638 | -8.1 | 0.9 | 0.7 | 7,936 | 8,638 | -8.1 |
| DAIMLER | 5.3 | 5.6 | 47,501 | 68,062 | -30.2 | 5.3 | 5.6 | 47,501 | 68,062 | -30.2 |
| MERCEDES | 4.5 | 4.9 | 39,748 | 59,371 | -33.1 | 4.5 | 4.9 | 39,748 | 59,371 | -33.1 |
| SMART | 0.9 | 0.7 | 7,753 | 8,691 | -10.8 | 0.9 | 0.7 | 7,753 | 8,691 | -10.8 |
| TOYOTA Group | 5.3 | 5.5 | 47,360 | 67,009 | -29.3 | 5.3 | 5.5 | 47,360 | 67,009 | -29.3 |
| TOYOTA | 5.2 | 5.3 | 46,047 | 64,382 | -28.5 | 5.2 | 5.3 | 46,047 | 64,382 | -28.5 |
| LEXUS | 0.1 | 0.2 | 1,313 | 2,627 | -50.0 | 0.1 | 0.2 | 1,313 | 2,627 | -50.0 |
| BMW Group | 4.9 | 5.3 | 43,307 | 63,960 | -32.3 | 4.9 | 5.3 | 43,307 | 63,960 | -32.3 |
| BMW | 4.1 | 4.3 | 36,832 | 51,592 | -28.6 | 4.1 | 4.3 | 36,832 | 51,592 | -28.6 |
| MINI | 0.7 | 1.0 | 6,475 | 12,368 | -47.6 | 0.7 | 1.0 | 6,475 | 12,368 | -47.6 |
| NISSAN | 2.6 | 2.6 | 23,372 | 32,012 | -27.0 | 2.6 | 2.6 | 23,372 | 32,012 | -27.0 |
| MAZDA | 1.9 | 1.7 | 16,862 | 20,558 | -18.0 | 1.9 | 1.7 | 16,862 | 20,558 | -18.0 |
| HONDA | 1.9 | 1.9 | 16,624 | 23,024 | -27.8 | 1.9 | 1.9 | 16,624 | 23,024 | -27.8 |
| HYUNDAI | 1.8 | 1.6 | 15,738 | 19,364 | -18.7 | 1.8 | 1.6 | 15,738 | 19,364 | -18.7 |
| KIA | 1.5 | 1.6 | 13,606 | 19,083 | -28.7 | 1.5 | 1.6 | 13,606 | 19,083 | -28.7 |
| SUZUKI | 1.5 | 1.6 | 13,387 | 19,666 | -31.9 | 1.5 | 1.6 | 13,387 | 19,666 | -31.9 |
| MITSUBISHI | 0.6 | 0.9 | 5,498 | 10,520 | -47.7 | 0.6 | 0.9 | 5,498 | 10,520 | -47.7 |
| JAGUAR LAND ROV | 0.6 | 0.8 | 5,148 | 10,176 | -49.4 | 0.6 | 0.8 | 5,148 | 10,176 | -49.4 |
| LAND ROVER | 0.4 | 0.7 | 3,192 | 8,540 | -62.6 | 0.4 | 0.7 | 3,192 | 8,540 | -62.6 |
| JAGUAR | 0.2 | 0.1 | 1,956 | 1,636 | +19.6 | 0.2 | 0.1 | 1,956 | 1,636 | +19.6 |
| CHRYSLER (3) | 0.4 | 0.7 | 3,975 | 8,471 | -53.1 | 0.4 | 0.7 | 3,975 | 8,471 | -53.1 |
| OTHER** | 1.8 | 1.5 | 16,148 | 18,309 | -11.8 | 1.8 | 1.5 | 16,148 | 18,309 | -11.8 |

(1) VW Group: VW 'other' include Bentley, Bugatti and Lamborghini

(2) FIAT Group: FIAT 'other' include Ferrari & Maserati

(3) CHRYSLER includes Chrysler, Dodge and Jeep

(**) ACEA estimates

For further information, please contact:

Ms. Quynh-Nhu Huynh - Manager Economics & Communications - E-mail: qh@acea.be - Tel. (32) 2 738 73 55

PROVISIONAL

NEW PASSENGER CAR REGISTRATIONS BY MANUFACTURER

TOTAL EUROPE (EU* + EFTA Countries)

Updated on February 13, 9:40 am

13/02/09

| | January | | | | | January - | | | | |
|--------------------------|-------------|-------------|----------------|------------------|--------------|-------------|-------------|----------------|------------------|--------------|
| | %Share | | Units | Units | % Chg | %Share | | Units | Units | % Chg |
| | '09 | '08 | '09 | '08 | 09/08 | '09 | '08 | '09 | '08 | 09/08 |
| ALL BRANDS** | | | 958,500 | 1,313,822 | -27.0 | | | 958,500 | 1,313,822 | -27.0 |
| VW Group | 20.8 | 19.0 | 199,279 | 249,317 | -20.1 | 20.8 | 19.0 | 199,279 | 249,317 | -20.1 |
| VOLKSWAGEN | 11.1 | 9.9 | 106,016 | 130,631 | -18.8 | 11.1 | 9.9 | 106,016 | 130,631 | -18.8 |
| AUDI | 4.8 | 3.7 | 46,114 | 49,106 | -6.1 | 4.8 | 3.7 | 46,114 | 49,106 | -6.1 |
| SEAT | 2.3 | 2.3 | 21,802 | 29,969 | -27.3 | 2.3 | 2.3 | 21,802 | 29,969 | -27.3 |
| SKODA | 2.6 | 3.0 | 25,177 | 39,299 | -35.9 | 2.6 | 3.0 | 25,177 | 39,299 | -35.9 |
| Others (1) | 0.0 | 0.0 | 170 | 312 | -45.5 | 0.0 | 0.0 | 170 | 312 | -45.5 |
| PSA Group | 13.4 | 13.0 | 128,272 | 170,637 | -24.8 | 13.4 | 13.0 | 128,272 | 170,637 | -24.8 |
| PEUGEOT | 7.1 | 6.9 | 67,828 | 90,186 | -24.8 | 7.1 | 6.9 | 67,828 | 90,186 | -24.8 |
| CITROEN | 6.3 | 6.1 | 60,444 | 80,451 | -24.9 | 6.3 | 6.1 | 60,444 | 80,451 | -24.9 |
| FORD Group | 10.7 | 10.0 | 102,925 | 131,653 | -21.8 | 10.7 | 10.0 | 102,925 | 131,653 | -21.8 |
| FORD | 9.3 | 8.4 | 89,216 | 110,037 | -18.9 | 9.3 | 8.4 | 89,216 | 110,037 | -18.9 |
| VOLVO | 1.4 | 1.6 | 13,709 | 21,616 | -36.6 | 1.4 | 1.6 | 13,709 | 21,616 | -36.6 |
| FIAT Group | 8.7 | 8.6 | 83,245 | 112,463 | -26.0 | 8.7 | 8.6 | 83,245 | 112,463 | -26.0 |
| FIAT | 7.0 | 7.0 | 66,903 | 92,597 | -27.7 | 7.0 | 7.0 | 66,903 | 92,597 | -27.7 |
| LANCIA | 0.8 | 0.8 | 7,882 | 11,001 | -28.4 | 0.8 | 0.8 | 7,882 | 11,001 | -28.4 |
| ALFA ROMEO | 0.8 | 0.6 | 7,949 | 8,135 | -2.3 | 0.8 | 0.6 | 7,949 | 8,135 | -2.3 |
| Others (2) | 0.1 | 0.1 | 511 | 730 | -30.0 | 0.1 | 0.1 | 511 | 730 | -30.0 |
| GM Group | 8.4 | 9.5 | 80,445 | 124,558 | -35.4 | 8.4 | 9.5 | 80,445 | 124,558 | -35.4 |
| OPEL/VAUXHALL | 6.9 | 7.7 | 66,340 | 101,449 | -34.6 | 6.9 | 7.7 | 66,340 | 101,449 | -34.6 |
| CHEVROLET | 1.2 | 1.3 | 11,437 | 16,694 | -31.5 | 1.2 | 1.3 | 11,437 | 16,694 | -31.5 |
| SAAB | 0.3 | 0.4 | 2,583 | 5,753 | -55.1 | 0.3 | 0.4 | 2,583 | 5,753 | -55.1 |
| GM (US) | 0.0 | 0.1 | 85 | 662 | -87.2 | 0.0 | 0.1 | 85 | 662 | -87.2 |
| RENAULT Group | 7.5 | 8.3 | 72,038 | 108,985 | -33.9 | 7.5 | 8.3 | 72,038 | 108,985 | -33.9 |
| RENAULT | 6.5 | 7.1 | 61,873 | 93,823 | -34.1 | 6.5 | 7.1 | 61,873 | 93,823 | -34.1 |
| DACIA | 1.1 | 1.2 | 10,165 | 15,162 | -33.0 | 1.1 | 1.2 | 10,165 | 15,162 | -33.0 |
| TOYOTA Group | 5.3 | 5.7 | 51,193 | 74,774 | -31.5 | 5.3 | 5.7 | 51,193 | 74,774 | -31.5 |
| TOYOTA | 5.2 | 5.5 | 49,756 | 71,930 | -30.8 | 5.2 | 5.5 | 49,756 | 71,930 | -30.8 |
| LEXUS | 0.1 | 0.2 | 1,437 | 2,844 | -49.5 | 0.1 | 0.2 | 1,437 | 2,844 | -49.5 |
| DAIMLER | 5.0 | 5.3 | 48,218 | 69,356 | -30.5 | 5.0 | 5.3 | 48,218 | 69,356 | -30.5 |
| MERCEDES | 4.2 | 4.6 | 40,455 | 60,643 | -33.3 | 4.2 | 4.6 | 40,455 | 60,643 | -33.3 |
| SMART | 0.8 | 0.7 | 7,763 | 8,713 | -10.9 | 0.8 | 0.7 | 7,763 | 8,713 | -10.9 |
| BMW Group | 4.6 | 5.0 | 44,065 | 65,164 | -32.4 | 4.6 | 5.0 | 44,065 | 65,164 | -32.4 |
| BMW | 3.9 | 4.0 | 37,533 | 52,726 | -28.8 | 3.9 | 4.0 | 37,533 | 52,726 | -28.8 |
| MINI | 0.7 | 0.9 | 6,532 | 12,438 | -47.5 | 0.7 | 0.9 | 6,532 | 12,438 | -47.5 |
| NISSAN | 2.6 | 2.6 | 25,359 | 34,023 | -25.5 | 2.6 | 2.6 | 25,359 | 34,023 | -25.5 |
| HYUNDAI | 2.0 | 1.7 | 19,009 | 22,713 | -16.3 | 2.0 | 1.7 | 19,009 | 22,713 | -16.3 |
| HONDA | 2.0 | 2.0 | 18,836 | 25,807 | -27.0 | 2.0 | 2.0 | 18,836 | 25,807 | -27.0 |
| MAZDA | 1.9 | 1.7 | 18,188 | 21,845 | -16.7 | 1.9 | 1.7 | 18,188 | 21,845 | -16.7 |
| SUZUKI | 1.7 | 1.8 | 16,765 | 23,437 | -28.5 | 1.7 | 1.8 | 16,765 | 23,437 | -28.5 |
| KIA | 1.6 | 1.7 | 15,808 | 22,171 | -28.7 | 1.6 | 1.7 | 15,808 | 22,171 | -28.7 |
| MITSUBISHI | 0.7 | 0.9 | 6,776 | 11,633 | -41.8 | 0.7 | 0.9 | 6,776 | 11,633 | -41.8 |
| JAGUAR LAND ROVER | 0.6 | 0.8 | 5,309 | 10,459 | -49.2 | 0.6 | 0.8 | 5,309 | 10,459 | -49.2 |
| LAND ROVER | 0.3 | 0.7 | 3,321 | 8,794 | -62.2 | 0.3 | 0.7 | 3,321 | 8,794 | -62.2 |
| JAGUAR | 0.2 | 0.1 | 1,988 | 1,665 | +19.4 | 0.2 | 0.1 | 1,988 | 1,665 | +19.4 |
| CHRYSLER (3) | 0.4 | 0.7 | 4,161 | 8,892 | -53.2 | 0.4 | 0.7 | 4,161 | 8,892 | -53.2 |
| OTHER** | 1.9 | 2.0 | 18,608 | 25,935 | -28.3 | 1.9 | 2.0 | 18,608 | 25,935 | -28.3 |

(1) VW Group: VW 'others' include Bentley, Bugatti and Lamborghini

(2) FIAT Group: FIAT 'others' include Ferrari & Maserati

(3) CHRYSLER includes Chrysler, Dodge and Jeep

(*) EU27 including Bulgaria, Romania; excluding Malta, Cyprus

(**) ACEA estimates

For further information, please contact:

Ms. Quynh-Nhu Huynh - Manager Economics & Communications - E-mail: qh@acea.be - Tel. (32) 2 738 73 55